







Tabs and windows

Open a new window	Ctrl + N
Open a new window in incognito mode	Ctrl + Shift + N
Open a new tab	Ctrl + T
Open a file in the browser	Ctrl + O
Sign out of your Google Account on Chrome OS	Ctrl + Shift + Q (twice)
Close the current tab	Ctrl + W
Close the current window	Ctrl + Shift + W
Reopen the last tab you've closed. Chrome remembers the last 10 tabs you've closed.	Ctrl + Shift + T
Go to the tab at the specified position in the window	Ctrl + 1 through Ctrl + 8
Go to the last tab in the window	Ctrl + 9
Activate items 1-8 on your shelf	Alt + 1 through Alt + 8
Use F keys (F1 to F12)	Search + 1 through Search + =
Open the last item on your shelf	Alt + 9
Go to the next tab in the window	Ctrl + Tab
Go to the previous tab in the window	Ctrl + Shift + Tab
Go to the previous window you had open	Alt + Tab
Go to the next window you have open	Alt + Shift + Tab
Go to previous page in your browsing history	Backspace , or press Alt and the left arrow
Go to the next page in your browsing history	Shift + Backspace , or press Alt and the right arrow
Open the link in a new tab in the background	Press Ctrl and click a link
Open the link in a new tab and switch to the new tab	Press Ctrl + Shift and click a link
Open the link in a new window	Press Shift and click a link
Open the link in the tab	Drag the link to the tab's address bar
Open the link in a new tab	Drag the link to a blank area on the tab strip
Open the webpage in a new tab	Type a web address (URL) in the address bar, then press Alt + Enter
Return the tab to its original position	While dragging the tab, press Esc
Dock a window on the left	Alt + [
Dock a window on the right	Alt +]
Lock your screen	Search + L


Page shortcuts

Page up	Alt or Search and up arrow
Page down	Alt or Search and down arrow
Scroll down the web page	Space bar
Go to top of page	Ctrl + Alt and up arrow
Go to bottom of page	Ctrl + Alt and down arrow
Print your current page	Ctrl + P
Save your current page	Ctrl + S
Reload your current page	Ctrl + R
Reload your current page without using cached content	Ctrl + Shift + R
Zoom in on the page	Ctrl and +
Zoom out on the page	Ctrl and -
Reset zoom level	Ctrl + 0
Stop the loading of your current page	Esc
Right-click a link	Press Alt and click a link
Open the link in a new tab in the background	Press Ctrl and click a link
Save your current webpage as a bookmark	Ctrl + D
Save all open pages in your current window as bookmarks in a new folder	Ctrl + Shift + D
Save the link as a bookmark	Drag a link to bookmarks bar
Open the find bar to search your current page	Ctrl + F
Go to the next match for your input in the find bar	Ctrl + G or Enter
Go to the previous match for your input in the find bar	Ctrl + Shift + G or Shift + Enter
Perform a search	Ctrl + K or Ctrl + E , then type a search term after the question mark in the address bar and press Enter .
Add www. and .com to your input in the address bar and open the resulting web address	Ctrl + Enter
Take a screenshot of your current page	Ctrl +  For non-Chrome OS keyboards: Ctrl + F5
Take a partial screenshot	Ctrl + Shift +  , then click and drag. For non-Chrome OS keyboards: Ctrl + Shift + F5
View page source	Ctrl + U
Show or hide the Developer Tools panel	Ctrl + Shift + I
Show or hide the DOM Inspector	Ctrl + Shift + J

Browser settings

Show or hide the bookmarks bar. If the bar is hidden, you can see your bookmarks in the Chrome menu.	Ctrl + Shift + B
Open the Files app	Alt + Shift + M
Display hidden files in the Files app	Ctrl + .
Open the History page	Ctrl + H
Open the Downloads page	Ctrl + J
Open the Task Manager	Search + Esc
Open or hide the list of available keyboard shortcuts	Ctrl + Alt + /
Get help with your Chromebook	Ctrl + ?
Configure monitor display	Ctrl + 
Open the status area in the bottom-right corner of the screen	Shift + Alt + S
Highlight the launcher button on your shelf	Shift + Alt + L
Highlight the next item on your shelf	Shift + Alt + L , then Tab or right arrow
Highlight the previous item on your shelf	Shift + Alt + L , then Shift + Tab or left arrow
Open the highlighted button on your shelf	Shift + Alt + L , then Space or Enter
Remove the highlight from a button on your shelf	Shift + Alt + L , then Esc
Switch focus to the next keyboard-accessible pane. Panes include: <ul style="list-style-type: none"> • Status area containing the time, network icon, and battery icon • Launcher • Address bar • Bookmarks bar (if visible) • The main web content (including any infobars) • Downloads bar (if visible) 	Ctrl +  or Ctrl + 
Highlight the bookmarks bar (if shown)	Alt + Shift + B
Highlight the row with the address bar	Shift + Alt + T
Open the Chrome menu on the browser toolbar	Alt + E or Alt + F
Open right-click menus for highlighted items	Shift + Search + Volume Up
Turn ChromeVox  (spoken feedback) on or off	Ctrl + Alt + Z
Change screen resolution	Ctrl + Shift and + or -
Reset screen resolution to default	Ctrl + Shift and 0
Rotate screen 90 degrees	Ctrl + Shift and Reload

Text editing

Turn Caps Lock on or off	Alt + Search
Select everything on the page	Ctrl + A
Select the content in the address bar	Ctrl + L or Alt + D
Select the next word or letter	Ctrl + Shift and right arrow
Select text to the end of the line	Shift + Search and right arrow
Select text to the beginning of the line	Shift + Search and left arrow
Select previous word or letter	Ctrl + Shift and left arrow
Move to the end of the next word	Ctrl and right arrow
Move to the start of the previous word	Ctrl and left arrow
Page up	Alt or Search and up arrow
Page down	Alt or Search and down arrow
Go to top of page	Ctrl + Alt and up arrow
Go to bottom of page	Ctrl + Alt and down arrow
Go to end of document	Ctrl + Search and right arrow
Go to beginning of document	Ctrl + Search and left arrow
Copy selected content to the clipboard	Ctrl + C
Paste content from the clipboard	Ctrl + V
Paste content from the clipboard as plain text	Ctrl + Shift + V
Cut	Ctrl + X
Delete the previous word	Ctrl + Backspace
Delete the next letter (forward delete)	Alt + Backspace
Undo your last action	Ctrl + Z
Redo your last action	Ctrl + Shift + Z
Switch between the keyboard languages you've set	Ctrl + Shift + Space
Switch to the previous keyboard language you were using	Ctrl + Space
Dim keyboard (for backlit keyboards only)	Alt + 
Make keyboard brighter (for backlit keyboards only)	Alt + 