

For Office Use Only

Dist.	Loc.
-------	------

Form DOE-25

School Administrative Unit # 28

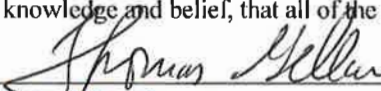
# NEW HAMPSHIRE STATE DEPARTMENT OF EDUCATION

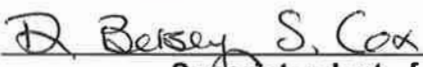
## Annual Financial Report for the Year Ending June 30, 2017

for the Pelham School District



Due to the State Department of Education not later than September 1, 2017

This document has been prepared in accordance with the  
New Hampshire Financial Accounting Handbook For Local Education Agencies

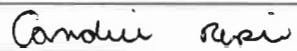

<p>"I certify under the pains and penalties of perjury, to the best of my knowledge and belief, that all of the information contained in this document is true, accurate and complete." Per RSA 198:4-d</p> <p style="text-align: center;">         School Board Chairperson     </p> <p style="text-align: right;"> <u>9/28/17</u>        Date     </p>
---

  
 Superintendent of Schools  
9/21/17  
 Date

School Board

School Board

NAME:	DIST	LOC	Acct	(1)	(2)	DOE 25 2016-2017		(3)	(4)	(5)	(6)	(7)
TITLES	PAGE	LINE	No									
*****												
<b>BALANCE SHEET</b>				Fund 10	Fund 21	Fund 22	Fund 30	Fund 70				
				GENERAL	FOOD SERVICE	ALL OTHER	CAPITAL PROJECTS	TRUST/AGENCY				
<b>ASSETS</b>				<b>SPECIAL REVENUE</b>								
<b>Current Assets</b>												
CASH	1	1	100	2,134,073.91	207,486.16	38,924.44	269,254.74	0.00				
INVESTMENTS	1	2	110					0.00				
ASSESSMENTS RECEIVABLE	1	3	120									
INTERFUND RECEIVABLE	1	4	130	155,515.82				0.00				
INTERGOVERNMENTAL RECEIVABLES	1	5	140	24,727.53	8,719.32	126,695.85		514,124.02				
OTHER RECEIVABLES	1	6	150	2,792.22	97.81			0.00				
BOND PROCEEDS RECEIVABLE	1	7	160									
INVENTORIES	1	8	170									
PREPAID EXPENSES	1	9	180					0.00				
OTHER CURRENT ASSETS	1	10	190					0.00				
<b>Total Current Assets</b>	1	11		2,317,109.48	216,303.29	165,620.29	269,254.74	514,124.02				
<b>LIABILITY &amp; FUND EQUITY</b>												
<b>Current Liabilities</b>												
INTERFUND PAYABLES	1	12	400	28,830.76	(902.20)	127,587.26		0.00				
INTERGOVERNMENTAL PAYABLES	1	13	410					0.00				
OTHER PAYABLES	1	14	420	20,379.54	100.89		9,436.88	0.00				
CONTRACTS PAYABLE	1	15	430				36,244.00					
BOND AND INTEREST PAYABLE	1	16	440									
LOANS AND INTEREST PAYABLE	1	17	450									
ACCRUED EXPENSES	1	18	460	42,434.92								
PAYROLL DEDUCTIONS	1	19	470	457,579.85								
DEFERRED REVENUES	1	20	480		20,116.55	38,033.03						
OTHER CURRENT LIABILITIES	1	21	490					0.00				
<b>Total Current Liabilities</b>	1	22		549,225.07	19,315.24	165,620.29	45,680.88	0.00				
<b>Fund Equity</b>												
<b>Nonspendable:</b>												
RESERVE FOR INVENTORIES	1	23	751									
RESERVE FOR PREPAID EXPENSES	1	24	752									
RESERVE FOR ENDOWMENTS (principal only)	1	25	756					0.00				
<b>Restricted:</b>												
RESERVE FOR ENDOWMENTS (interest)	1	26	756				71,806.31	0.00				
RESTRICTED FOR FOOD SERVICE	1	27			196,988.05							
UNSPENT BOND PROCEEDS	1	28										
<b>Committed:</b>												
RESERVE FOR CONTINUING APPROPRIATIONS	1	29	754					0.00				
RESERVE FOR AMTS VOTED	1	30	755									
RESERVE FOR ENCUMBRANCES (non-lapsing)	1	31	753					0.00				
UNASSIGNED FUND BALANCE RETAINED	1	32										
<b>Assigned:</b>												
RESERVED FOR SPECIAL PURPOSES	1	33	760				151,767.55	514,124.02				
RESERVED FOR ENCUMBRANCES	1	34	753	310,292.79				0.00				
<b>UNASSIGNED FUND BALANCE</b>	1	35	770	1,457,591.62								
<b>Total Fund Equity</b>	1	36		1,767,884.41	196,988.05	0.00	223,573.86	514,124.02				
<b>Total Liabilities and Fund Equity</b>	1	37		2,317,109.48	216,303.29	165,620.29	269,254.74	514,124.02				

NAME:	DIST	LOC		DOE 25 2016-2017						
PELHAM SCHOOL DISTRICT, SAU28			Acct	(1)	(2)	(3)	(4)	(5)	(6)	(7)
TITLES	PAGE	LINE	No	Fund 10	Fund 21	Fund 22	Fund 30	Fund 70		
STATEMENT OF REVENUES				ALL OTHER						
<i>Revenue from Local Sources</i>				GENERAL	FOOD SERVICE	SPECIAL REVENUE	CAPITAL PROJECTS	TRUST/AGENCY		
<i>Assessments</i>										
CURRENT APPROPRIATION	2	1	1111	19,447,035.00						
DEFICIT APPROPRIATION	2	2	1112							
OTHER	2	3	1119							
<b>Total Assessments</b>	2	4	1100	19,447,035.00	0.00	0.00	0.00	0.00		
<i>TUITION</i>										
<i>Tuition from Individuals</i>			1310							
REGULAR DAY SCHOOL	2	5	1311	49,937.10						
SUMMER SCHOOL	2	6	1314							
DRIVER EDUCATION	2	7	1315							
ADULT EDUCATION	2	8	1316							
<i>Tuition from Other LEAs Within NH</i>			1320							
REGULAR DAY SCHOOL	2	9	1321	14,566.95						
SPECIAL EDUCATION	2	10	1322							
VOCATIONAL	2	11	1323							
<i>Tuition from Other LEAs outside NH</i>			1330							
REGULAR DAY SCHOOL	2	12	1331							
SPECIAL EDUCATION	2	13	1332							
VOCATIONAL	2	14	1333							
<i>Tuition from Other Sources</i>			1340							
REGULAR DAY SCHOOL	2	15	1341							
SPECIAL EDUCATION	2	16	1342							
OTHER	2	17	1349							
<b>Total Tuition</b>	2	18	1300	64,504.05		0.00				

NAME:	DIST	LOC	Acct	(1)	(2)	DOE 25 2016-2017			(5)	(6)	(7)
PELHAM SCHOOL DISTRICT, SAU28				(1)	(2)	(3)	(4)	(5)	(6)	(7)	
TITLES	PAGE	LINE	No	Fund 10	Fund 21	Fund 22	Fund 30	Fund 70			
						ALL OTHER					
				GENERAL	FOOD SERVICE	SPECIAL REVENUE	CAPITAL PROJECTS	TRUST/AGENCY			
<i>TRANSPORTATION FEES</i>											
<i>Transportation Fees from Individuals</i>											
			1410								
REGULAR DAY SCHOOL	3	1	1411								
SUMMER SCHOOL	3	2	1414								
<i>Other LEAs Within NH</i>											
			1420								
REGULAR DAY SCHOOL	3	3	1421								
SPECIAL EDUCATION	3	4	1422								
VOCATIONAL	3	5	1423								
<i>Other LEAs Outside NH</i>											
			1430								
REGULAR DAY SCHOOL	3	6	1431								
SPECIAL EDUCATION	3	7	1432								
VOCATIONAL	3	8	1433								
TRANSPORTATION FEES FOR NON-STUDENT	3	9	1440								
<b>Total Transportation</b>	3	10	1400	0.00		0.00					
<i>Additional Revenues</i>											
EARNINGS ON INVESTMENTS	3	11	1500	527.10			4,003.66	3,296.80			
FOOD SERVICE SALES	3	12	1600		670,915.44						
STUDENT ACTIVITIES	3	13	1700								
COMMUNITY SERVICE ACTIVITIES	3	14	1800								
<i>Other Revenue from Local Sources</i>											
RENTALS	3	15	1910	23,362.50							
CONTRIBUTION & DONATIONS	3	16	1920			7,500.25					
SALE OF FIXED ASSETS	3	17	1930								
SALE OF TEXTBOOKS & MATERIALS	3	18	1940								
SERVICES PROVIDED OTHER LEAs WITHIN NH	3	19	1951								
SERVICES PROVIDED OTHER LEAs OUTSIDE NH	3	20	1952								
SERVICES PROVIDED SAUs	3	21	1953								
SERVICES PROVIDED TO LOCAL GOV UNITS	3	22	1960								
REFUND OF PRIOR YEAR EXPENDITURES	3	23	1980								
OTHER	3	24	1990	94,574.45	352.86						
<b>Total Additional/Other Revenue</b>	3	25		118,464.05	671,268.30	7,500.25	4,003.66	3,296.80			
<b>Total Local Revenue</b>	3	26	1000	19,630,003.10	671,268.30	7,500.25	4,003.66	3,296.80			

NAME:	DIST	LOC	Acct	(1)	(2)	DOE 25 2016-2017				
PELHAM SCHOOL DISTRICT, SAU28				(1)	(2)	(3)	(4)	(5)	(6)	(7)
TITLES	PAGE	LINE	No	Fund 10	Fund 21	Fund 22	Fund 30	Fund 70		
REVENUES						ALL OTHER				
Revenue from State Sources				GENERAL	FOOD SERVICE	SPECIAL REVENUE	CAPITAL PROJECTS	TRUST/AGENCY		
<i>Unrestricted Grants-In-Aid</i>										
ADEQUACY AID GRANT	4	1	3111	4,307,276.83						
STATEWIDE ENHANCED EDUCATION TAX	4	2	3112	3,377,821.00						
SHARED REVENUE	4	3	3119							
OTHER STATE AID	4	4	3190	73,521.00						
<b>Total Unrestricted Grants-In-Aid</b>	4	5	3100	7,758,618.83	0.00	0.00	0.00	0.00		
<i>Restricted Grants-In-Aid</i>										
SCHOOL BUILDING AID	4	6	3210							
KINDERGARTEN BUILDING AID	4	7	3215							
KINDERGARTEN AID	4	8	3220							
CATASTROPHIC AID	4	9	3230	593,118.65						
VOCATIONAL EDUCATION (TUITION)	4	10	3241	15,870.60						
VOCATIONAL EDUCATION (TRANSPORTATION)	4	11	3242							
VOCATIONAL EDUCATION (BUILDING)	4	12	3243							
VOCATIONAL EDUCATION (OTHER)	4	13	3249							
ADULT EDUCATION	4	14	3250							
CHILD NUTRITION	4	15	3260		10,581.88					
DRIVER EDUCATION	4	16	3270							
SCHOOL IMPROVEMENT AID	4	17	3280							
OTHER RESTRICTED STATE AID	4	18	3290							
<b>Total Restricted Grants-In-Aid</b>	4	19	3200	608,989.25	10,581.88	0.00	0.00	0.00		
PUBLIC INTER AGENCIES	4	20	3700							
REVENUE IN LIEU OF TAXES	4	21	3800							
REVENUE FOR/ON BEHALF OF LEA	4	22	3900							
<b>Total State Revenue</b>	4	23	3000	8,367,608.08	10,581.88	0.00	0.00	0.00		

NAME:	DIST	LOC		DOE 25 2016-2017						
PELHAM SCHOOL DISTRICT, SAU28			Acct	(1)	(2)	(3)	(4)	(5)	(6)	(7)
TITLES	PAGE	LINE	No	Fund 10	Fund 21	Fund 22	Fund 30	Fund 70		
REVENUES						ALL OTHER				
<i>Revenues from Federal sources</i>				GENERAL	FOOD SERVICE	SPECIAL REVENUE	CAPITAL PROJECTS	TRUST/AGENCY		
<i>Unrestricted Grants-In-Aid</i>										
FROM THE FEDERAL GOV'T DIRECT	5	1	4100							
FROM THE FEDERAL GOV'T THROUGH STATE	5	2	4200							
<b>Total Unrestricted Grants-In-Aid</b>	<b>5</b>	<b>3</b>		<b>0.00</b>	<b>0.00</b>	<b>0.00</b>	<b>0.00</b>			
<i>Restricted Grants-In-Aid</i>										
FROM THE FEDERAL GOV'T DIRECT			4300							
ELEMENTARY/SECONDARY PROGRAMS	5	4	4310							
VOCATIONAL PROGRAMS	5	5	4330							
DISABILITIES PROGRAMS	5	6	4350							
FROM THE FEDERAL GOV'T THROUGH STATE			4500							
ELEM/SEC(ESEA) - TITLE 1	5	7	4520			142,585.78				
ELEM/SEC(ESEA) - ALL OTHER PROGRAMS	5	8	4530			90,963.05				
VOCATION EDU (ALL PROGRAMS)	5	9	4540							
ADULT EDUCATION	5	10	4550							
CHILD NUTRITION	5	11	4560		187,124.37					
DISABILITIES PROGRAMS	5	12	4570			404,987.91				
MEDICAID DISTRIBUTIONS	5	13	4580	206,611.41						
OTHER RESTRICTED FED AID THROUGH STATE	5	14	4590							
<b>Total Restricted Grants-In-Aid</b>	<b>5</b>	<b>15</b>		<b>206,611.41</b>	<b>187,124.37</b>	<b>638,536.74</b>	<b>0.00</b>			
OTHER PUBLIC INTERMEDIATE AGENCIES	5	16	4700							
<i>Revenue in Lieu of Taxes</i>										
FEDERAL FOREST RESERVE	5	17	4810							
OTHER REVENUE IN LIEU OF TAXES	5	18	4890							
<i>Revenue For/On Behalf of LEA</i>										
REVENUE FOR/ON BEHALF OF LEA	5	19	4900							
<b>Total Revenue from Federal Sources</b>	<b>5</b>	<b>20</b>	<b>4000</b>	<b>206,611.41</b>	<b>187,124.37</b>	<b>638,536.74</b>	<b>0.00</b>			

NAME:	DIST	LOC		DOE 25 2016-2017						
PELHAM SCHOOL DISTRICT, SAU28			Acct	(1)	(2)	(3)	(4)	(5)	(6)	(7)
TITLES	PAGE	LINE	No	Fund 10	Fund 21	Fund 22	Fund 30	Fund 70		
OTHER FINANCING SOURCES				ALL OTHER						
<i>Sales of Bonds &amp; Notes Proceeds</i>				GENERAL	FOOD SERVICE	SPECIAL REVENUE	CAPITAL PROJECTS	TRUST/AGENCY		
PRINCIPAL	6	1	5110		.....	.....		.....	.....	.....
PREMIUM	6	2	5120		.....	.....		.....	.....	.....
ACCRUED INTEREST	6	3	5130		.....	.....		.....	.....	.....
REIMBURSEMENT ANTICIPATION NOTES	6	4	5140		.....	.....		.....	.....	.....
<b>Total Sale of Bonds and Notes</b>	6	5	5100	0.00	.....	.....	0.00	.....	.....	.....
<i>Interfund Transfers</i>										
TRANS FROM GENERAL FUND	6	6	5210	.....	.....	.....	.....	.....	.....	.....
TRANS FROM FOOD SERVICE SPECIAL REV FUNI	6	7	5221	.....	.....	.....	.....	.....	.....	.....
TRANS FROM ALL OTHER SPEC REV FUNDS	6	8	5222	.....	.....	.....	.....	.....	.....	.....
TRANS FROM CAPITAL PROJECTS FUNDS	6	9	5230	.....	.....	.....	.....	.....	.....	.....
<b>Total Interfund Transfers</b>	6	10	5200	0.00	0.00	0.00	0.00	0.00	0.00	.....
<i>Transfer from Trust Funds</i>										
FROM CAPITAL RESERVE FUND	6	11	5251	.....	.....	.....	.....	.....	.....	.....
FROM OTHER EXPENDABLE TRUST FUNDS	6	12	5252	.....	.....	.....	.....	.....	.....	.....
FROM NONEXPENDABLE TRUST FUNDS	6	13	5253	.....	.....	.....	.....	.....	.....	.....
<b>Total Transfer from Trust Funds</b>	6	14	5250	0.00	0.00	0.00	0.00	0.00	0.00	.....
COMPENSATION FOR LOSS OF FIXED ASSETS	6	15	5300	.....	.....	.....	.....	.....	.....	.....
CAPITAL LEASES	6	16	5500	.....	.....	.....	.....	.....	.....	.....
LEASE PURCHASES	6	17	5600	.....	.....	.....	.....	.....	.....	.....
<b>Total Other Financing Sources</b>	6	18	5000	0.00	0.00	0.00	0.00	0.00	0.00	.....
<b>Total Revenue &amp; Other Financing Sources</b>	6	19		28,204,222.59	868,974.55	646,036.99	4,003.66	3,296.80	.....	.....

NAME:	DIST	LOC		DOE 25 2016-2017						
PELHAM SCHOOL DISTRICT, SAU28			Acct	(1)	(2)	(3)	(4)	(5)	(6)	(7)
TITLES	PAGE	LINE	No							
GENERAL FUND				100	200	300,400,500	600	700	800/900	
ELEMENTARY EXPENDITURES				Salaries	Employee	Purchased	Supplies	Property	Other	Total
<i>Instruction</i>										
REGULAR PROGRAMS	7	1	1100	3,939,997.24	1,982,981.44	32,145.09	167,515.19	49,223.73	3,794.04	6,175,656.73
SPECIAL PROGRAMS	7	2	1200	1,722,980.31	529,077.33	1,292,157.28	16,617.95	10,453.18	13,575.76	3,584,861.81
VOCATIONAL PROGRAMS	7	3	1300	0.00	0.00	0.00	0.00	0.00	0.00	0.00
OTHER INSTRUCTIONAL PROGRAMS	7	4	1400	74,817.28	15,273.25	5,231.00	12,326.31	7,840.00	2,945.00	118,432.84
<i>Support Services</i>										
STUDENT	7	5	2100	774,100.41	335,452.73	123,160.57	13,373.35	4,181.65	632.40	1,250,901.11
INSTRUCTIONAL STAFF	7	6	2200	245,867.57	154,345.95	52,201.81	27,318.60	0.00	3,902.83	483,636.76
GENERAL ADMINISTRATION	7	7	2300	274,883.19	110,629.04	66,396.04	4,673.77	595.17	14,807.56	471,984.77
SCHOOL ADMINISTRATION	7	8	2400	583,842.85	289,263.70	56,533.10	4,744.62	1,824.32	5,264.59	941,473.18
BUSINESS	7	9	2500	130,452.33	72,467.54	30,774.29	6,138.26	0.00	2,929.45	242,761.87
OPERATION/MAINTENANCE OF PLANT	7	10	2600	349,586.40	192,280.77	325,241.89	324,241.60	35,126.06	116.48	1,226,593.20
STUDENT TRANSPORTATION	7	11	2700	0.00	0.00	895,385.14	29,979.35	0.00	0.00	925,364.49
CENTRAL	7	12	2800	177,245.91	107,377.24	80,908.42	80,398.77	232,254.36	361.80	678,546.50
OTHER	7	13	2900							
<b>Total Elementary Expenditures</b>	7	14		8,273,773.49	3,789,148.99	2,960,134.63	687,327.77	341,498.47	48,329.91	16,100,213.26



NAME:	DIST	LOC		DOE 25 2016-2017						
PELHAM SCHOOL DISTRICT, SAU28			Acct	(1)	(2)	(3)	(4)	(5)	(6)	(7)
TITLES	PAGE	LINE	No							
GENERAL FUND				100	200	300,400,500	600	700	800/900	
MIDDLE/JUNIOR HIGH EXPENDITURES				Salaries	Employee	Purchased	Supplies	Property	Other	Total
<i>Instruction</i>										
REGULAR PROGRAMS	8	1	1100	0.00	0.00	0.00	0.00	0.00	0.00	0.00
SPECIAL PROGRAMS	8	2	1200	0.00	0.00	0.00	0.00	0.00	0.00	0.00
VOCATIONAL PROGRAMS	8	3	1300	0.00	0.00	0.00	0.00	0.00	0.00	0.00
OTHER INSTRUCTIONAL PROGRAMS	8	4	1400	0.00	0.00	0.00	0.00	0.00	0.00	0.00
<i>Support Services</i>										
STUDENT	8	5	2100	0.00	0.00	0.00	0.00	0.00	0.00	0.00
INSTRUCTIONAL STAFF	8	6	2200	0.00	0.00	0.00	0.00	0.00	0.00	0.00
GENERAL ADMINISTRATION	8	7	2300	0.00	0.00	0.00	0.00	0.00	0.00	0.00
SCHOOL ADMINISTRATION	8	8	2400	0.00	0.00	0.00	0.00	0.00	0.00	0.00
BUSINESS	8	9	2500	0.00	0.00	0.00	0.00	0.00	0.00	0.00
OPERATION/MAINTENANCE OF PLANT	8	10	2600	0.00	0.00	0.00	0.00	0.00	0.00	0.00
STUDENT TRANSPORTATION	8	11	2700	0.00	0.00	0.00	0.00	0.00	0.00	0.00
CENTRAL	8	12	2800	0.00	0.00	0.00	0.00	0.00	0.00	0.00
OTHER	8	13	2900							
<b>Total Middle/Junior High Expenditures</b>	8	14		0.00	0.00	0.00	0.00	0.00	0.00	0.00

NAME:	DIST	LOC		DOE 25 2016-2017						
PELHAM SCHOOL DISTRICT, SAU28			Acct	(1)	(2)	(3)	(4)	(5)	(6)	(7)
TITLES	PAGE	LINE	No							
GENERAL FUND				100	200	300,400,500	600	700	800/900	
HIGH SCHOOL EXPENDITURES				Salaries	Employee	Purchased	Supplies	Property	Other	Total
<i>Instruction</i>										
REGULAR PROGRAMS	9	1	1100	2,490,227.42	1,085,579.43	9,576.02	102,586.12	47,561.28	0.00	3,735,530.27
SPECIAL PROGRAMS	9	2	1200	728,985.64	222,360.34	580,534.43	5,705.93	2,372.82	6,099.26	1,546,058.42
VOCATIONAL PROGRAMS	9	3	1300	0.00	0.00	48,935.95	0.00	0.00	0.00	48,935.95
OTHER INSTRUCTIONAL PROGRAMS	9	4	1400	301,534.37	110,703.59	66,001.84	37,784.45	11,170.00	28,556.64	555,750.89
<i>Support Services</i>										
STUDENT	9	5	2100	486,942.26	250,750.80	58,587.86	18,222.77	1,395.00	1,081.95	816,980.64
INSTRUCTIONAL STAFF	9	6	2200	137,915.56	113,324.84	25,640.57	40,127.52	23,747.41	1,436.78	342,192.68
GENERAL ADMINISTRATION	9	7	2300	126,661.89	51,048.22	31,201.20	2,192.41	267.39	6,948.99	218,320.10
SCHOOL ADMINISTRATION	9	8	2400	256,375.20	122,815.76	20,556.34	4,618.51	0.00	16,978.15	421,343.96
BUSINESS	9	9	2500	64,252.64	35,692.97	15,157.48	3,023.32	0.00	1,442.87	119,569.28
OPERATION/MAINTENANCE OF PLANT	9	10	2600	282,644.63	131,975.19	222,970.48	279,246.18	3,981.62	107.52	920,925.62
STUDENT TRANSPORTATION	9	11	2700	0.00	0.00	609,729.57	14,107.93	0.00	0.00	623,837.50
CENTRAL	9	12	2800	87,300.23	52,887.30	39,850.41	39,599.39	108,330.21	178.21	328,145.75
OTHER	9	13	2900							
<b>Total High School Expenditures</b>	9	14		4,962,839.84	2,177,138.44	1,728,742.15	547,214.53	198,825.73	62,830.37	9,677,591.06

NAME:	DIST	LOC		DOE 25 2016-2017						
PELHAM SCHOOL DISTRICT, SAU28			Acct	(1)	(2)	(3)	(4)	(5)	(6)	(7)
TITLES	PAGE	LINE	No							
				100	200	300,400,500	600	700	800/900	
<b>DISTRICT WIDE EXPENDITURES</b>				Salaries	Employee	Purchased	Supplies	Property	Other	Total
PRIVATE PROGRAMS	10	1	1500							0.00
ADULT/CONTINUING ED PROGRAMS	10	2	1600							0.00
COMMUNITY/JR. COLLEGE ED. PROGRAMS	10	3	1700							0.00
COMMUNITY SERVICE PROGRAMS	10	4	1800							0.00
NON-STUDENT TRANSPORTATION	10	5	2750							0.00
FACILITIES ACQUISITION & CONSTRUCTION	10	6	4000			509,719.30				509,719.30
<b>Total District Wide Expenditures</b>	10	7		0.00	0.00	509,719.30	0.00	0.00	0.00	509,719.30
<b>Total Expenditures General Fund</b>	10	8		13,236,613.33	5,966,287.43	5,198,596.08	1,234,542.30	540,324.20	111,160.28	26,287,523.62
<b>OTHER FINANCING USES</b>										
<i>Debt Service</i>			5100	.....	.....	.....	.....	.....	.....	.....
PRINCIPAL	10	9	5110	.....	.....	.....	.....	.....	1,040,000.00	1,040,000.00
INTEREST	10	10	5120	.....	.....	.....	.....	.....	854,235.00	854,235.00
<i>Fund Transfers</i>			5200	.....	.....	.....	.....	.....	.....	.....
FOOD SERVICE SPECIAL REV. FUND	10	11	5221	.....	.....	.....	.....	.....	.....	0.00
ALL OTHER SPECIAL REV. FUNDS	10	12	5222	.....	.....	.....	.....	.....	.....	0.00
CAPITAL PROJECT FUNDS	10	13	5230	.....	.....	.....	.....	.....	.....	0.00
TRUST/AGENCY FUNDS	10	14	5250	.....	.....	.....	.....	.....	.....	0.00
<i>Intergovernmental Agency Allocations</i>			5300	.....	.....	.....	.....	.....	.....	.....
TO CHARTER SCHOOLS	10	15	5310	.....	.....	.....	.....	.....	.....	0.00
TO OTHER AGENCIES	10	16	5390	.....	.....	.....	.....	.....	.....	0.00
<b>Total Other Financing Uses</b>	10	17		0.00	0.00	0.00	0.00	0.00	1,894,235.00	1,894,235.00
<b>Total Expenditures &amp; Other Financing Uses</b>	10	18		13,236,613.33	5,966,287.43	5,198,596.08	1,234,542.30	540,324.20	2,005,395.28	28,181,758.62

NAME:	DIST	LOC		DOE 25 2016-2017						
PELHAM SCHOOL DISTRICT, SAU28			Acct	(1)	(2)	(3)	(4)	(5)	(6)	(7)
TITLES	PAGE	LINE	No							
<b>SPECIAL REVENUE FUND</b>				100	200	300,400,500	600	700	800/900	
<b>ELEMENTARY EXPENDITURES</b>				Salaries	Employee	Purchased	Supplies	Property	Other	Total
<i>Instruction</i>										
REGULAR PROGRAMS	11	1	1100	99,527.58	10,584.81	8,706.16	11,555.93	4,944.20	0.00	135,318.68
SPECIAL PROGRAMS	11	2	1200	192,161.00	66,492.91	3,012.17	10,838.07	2,708.25	109.08	275,321.48
VOCATIONAL PROGRAMS	11	3	1300	0.00	0.00	0.00	0.00	0.00	0.00	0.00
OTHER INSTRUCTIONAL PROGRAMS	11	4	1400	0.00	0.00	0.00	0.00	0.00	0.00	0.00
<i>Support Services</i>										
STUDENT	11	5	2100	0.00	0.00	0.00	52.67	555.87	0.00	608.54
INSTRUCTIONAL STAFF	11	6	2200	23,952.49	5,459.09	27,760.68	502.50	0.00	14,111.35	71,786.11
GENERAL ADMINISTRATION	11	7	2300	0.00	0.00	0.00	1,020.00	0.00	0.00	1,020.00
SCHOOL ADMINISTRATION	11	8	2400	0.00	0.00	0.00	0.00	0.00	0.00	0.00
BUSINESS	11	9	2500	0.00	0.00	0.00	0.00	0.00	0.00	0.00
OPERATION/MAINTENANCE OF PLANT	11	10	2600	0.00	0.00	0.00	0.00	0.00	0.00	0.00
STUDENT TRANSPORTATION	11	11	2700	0.00	0.00	0.00	0.00	0.00	0.00	0.00
CENTRAL	11	12	2800	0.00	0.00	0.00	0.00	0.00	399.09	399.09
OTHER	11	13	2900							
<b>Total Elementary Expenditures</b>	<b>11</b>	<b>14</b>		315,641.07	82,536.81	39,479.01	23,969.17	8,208.32	14,619.52	484,453.90

NAME:	DIST	LOC		DOE 25 2016-2017						
PELHAM SCHOOL DISTRICT, SAU28			Acct	(1)	(2)	(3)	(4)	(5)	(6)	(7)
TITLES	PAGE	LINE	No							
SPECIAL REVENUE FUND				100	200	300,400,500	600	700	800/900	
MIDDLE/JUNIOR HIGH EXPENDITURES				Salaries	Employee	Purchased	Supplies	Property	Other	Total
<i>Instruction</i>										
REGULAR PROGRAMS	12	1	1100	0.00	0.00	0.00	0.00	0.00	0.00	0.00
SPECIAL PROGRAMS	12	2	1200	0.00	0.00	0.00	0.00	0.00	0.00	0.00
VOCATIONAL PROGRAMS	12	3	1300	0.00	0.00	0.00	0.00	0.00	0.00	0.00
OTHER INSTRUCTIONAL PROGRAMS	12	4	1400	0.00	0.00	0.00	0.00	0.00	0.00	0.00
<i>Support Services</i>										
STUDENT	12	5	2100	0.00	0.00	0.00	0.00	0.00	0.00	0.00
INSTRUCTIONAL STAFF	12	6	2200	0.00	0.00	0.00	0.00	0.00	0.00	0.00
GENERAL ADMINISTRATION	12	7	2300	0.00	0.00	0.00	0.00	0.00	0.00	0.00
SCHOOL ADMINISTRATION	12	8	2400	0.00	0.00	0.00	0.00	0.00	0.00	0.00
BUSINESS	12	9	2500	0.00	0.00	0.00	0.00	0.00	0.00	0.00
OPERATION/MAINTENANCE OF PLANT	12	10	2600	0.00	0.00	0.00	0.00	0.00	0.00	0.00
STUDENT TRANSPORTATION	12	11	2700	0.00	0.00	0.00	0.00	0.00	0.00	0.00
CENTRAL	12	12	2800	0.00	0.00	0.00	0.00	0.00	0.00	0.00
OTHER	12	13	2900							
<b>Total Middle/Junior High Expenditures</b>	12	14		0.00	0.00	0.00	0.00	0.00	0.00	0.00

NAME:	DIST	LOC		DOE 25 2016-2017						
PELHAM SCHOOL DISTRICT, SAU28			Acct	(1)	(2)	(3)	(4)	(5)	(6)	(7)
TITLES	PAGE	LINE	No							
<b>SPECIAL REVENUE FUND</b>				100	200	300,400,500	600	700	800/900	
<b>HIGH SCHOOL EXPENDITURES</b>				Salaries	Employee	Purchased	Supplies	Property	Other	Total
<i>Instruction</i>										
REGULAR PROGRAMS	13	1	1100	5,291.44	2,423.99	2,440.55	195.10	0.00	0.00	10,351.08
SPECIAL PROGRAMS	13	2	1200	86,333.20	29,873.63	1,353.29	4,869.28	1,216.75	49.01	123,695.16
VOCATIONAL PROGRAMS	13	3	1300	0.00	0.00	0.00	0.00	0.00	0.00	0.00
OTHER INSTRUCTIONAL PROGRAMS	13	4	1400	0.00	0.00	0.00	0.00	0.00	0.00	0.00
<i>Support Services</i>										
STUDENT	13	5	2100	0.00	0.00	0.00	24.79	261.59	0.00	286.38
INSTRUCTIONAL STAFF	13	6	2200	11,009.43	2,505.05	11,441.38	247.50	0.00	793.65	25,997.01
GENERAL ADMINISTRATION	13	7	2300	0.00	0.00	0.00	480.00	0.00	0.00	480.00
SCHOOL ADMINISTRATION	13	8	2400	0.00	0.00	0.00	0.00	0.00	0.00	0.00
BUSINESS	13	9	2500	0.00	0.00	0.00	0.00	0.00	0.00	0.00
OPERATION/MAINTENANCE OF PLANT	13	10	2600	0.00	0.00	0.00	0.00	0.00	0.00	0.00
STUDENT TRANSPORTATION	13	11	2700	0.00	0.00	0.00	0.00	0.00	0.00	0.00
CENTRAL	13	12	2800	0.00	0.00	0.00	0.00	0.00	773.46	773.46
OTHER	13	13	2900							
<b>Total High School Expenditures</b>	<b>13</b>	<b>14</b>		102,634.07	34,802.67	15,235.22	5,816.67	1,478.34	1,616.12	161,583.09

NAME:	DIST	LOC		DOE 25 2016-2017						
PELHAM SCHOOL DISTRICT, SAU28			Acct	(1)	(2)	(3)	(4)	(5)	(6)	(7)
TITLES	PAGE	LINE	No							
<b>ALL OTHER SPEC REV FUNDS</b>				100	200	300,400,500	600	700	800/900	
<b>DISTRICT WIDE EXPENDITURES</b>				Salaries	Employee	Purchased	Supplies	Property	Other	Total
PRIVATE PROGRAMS	14	1	1500							0.00
ADULT/CONTINUING ED PROGRAMS	14	2	1600							0.00
COMMUNITY/JR. COLLEGE ED. PROGRAMS	14	3	1700							0.00
COMMUNITY SERVICE PROGRAMS	14	4	1800							0.00
FACILITIES ACQUISITION & CONSTRUCTION	14	5	4000							0.00
<b>Total District Wide Expenditures</b>	14	6		0.00	0.00	0.00	0.00	0.00	0.00	0.00
<b>Total Expenditures Special Revenue Funds</b>	14	7		418,275.14	117,339.48	54,714.23	29,785.84	9,686.66	16,235.64	646,036.99
<b>OTHER FINANCING USES</b>										
<i>Debt Service</i>			5100	.....	.....	.....	.....	.....	.....	.....
PRINCIPAL	14	8	5100	.....	.....	.....	.....	.....	.....	0.00
INTEREST	14	9	5120	.....	.....	.....	.....	.....	.....	0.00
<i>Fund Transfers</i>	14		5200	.....	.....	.....	.....	.....	.....	.....
TO GENERAL FUND	14	10	5210	.....	.....	.....	.....	.....	.....	0.00
TO FOOD SERVICE SPEC REV. FUND	14	11	5221	.....	.....	.....	.....	.....	.....	0.00
TO CAPITAL PROJECTS FUNDS	14	12	5230	.....	.....	.....	.....	.....	.....	0.00
TO TRUST/AGENCY FUNDS	14	13	5250	.....	.....	.....	.....	.....	.....	0.00
<i>Intergovernmental Agency Allocations</i>			5300	.....	.....	.....	.....	.....	.....	.....
TO CHARTER SCHOOLS	14	14	5310	.....	.....	.....	.....	.....	.....	0.00
TO OTHER AGENCIES	14	15	5390	.....	.....	.....	.....	.....	.....	0.00
<b>Total Other Financing Uses</b>	14	16		.....	.....	.....	.....	.....	0.00	0.00
<b>Total Expenditures &amp; Other Financing Uses</b>	14	17		418,275.14	117,339.48	54,714.23	29,785.84	9,686.66	16,235.64	646,036.99

NAME:	DIST	LOC		DOE 25 2016-2017						
PELHAM SCHOOL DISTRICT, SAU28			Acct	(1)	(2)	(3)	(4)	(5)	(6)	(7)
TITLES	PAGE	LINE	No							
				100	200	300,400,500	600	700	800/900	
<b>FOOD SERVICE</b>				Salaries	Employee	Purchased	Supplies	Property	Other	Total
<i>Operation of Non-Instructional Services</i>			3000	.....	.....	.....	.....	.....	.....	.....
<i>Food service Operations</i>			3100	.....	.....	.....	.....	.....	.....	.....
ELEMENTARY	15	1		208,187.47	76,669.13	12,060.14	247,354.66	14,297.42	488.19	559,057.01
MIDDLE/JUNIOR HIGH	15	2		0.00	0.00	0.00	0.00	0.00	0.00	0.00
HIGH	15	3		116,124.90	22,698.43	5,582.27	187,482.83	81,515.36	229.74	413,633.53
TRANSFER TO OTHER FUNDS	15	4	5200	.....	.....	.....	.....	.....	.....	0.00
<b>Total Expenditures &amp; Other Financing Uses</b>	15	5		324,312.37	99,367.56	17,642.41	434,837.49	95,812.78	717.93	972,690.54
<b>SUMMARY OF OBJECT 600 SUPPLIES (COLUMN 4)</b>										
				(1)	(2)	(3)	(4)			
				ELEMENTARY	MIDDLE/JR HIGH	HIGH	TOTAL	.....	.....	.....
FOOD	15	6		224,821.25	0.00	172,265.61	397,086.86	.....	.....	.....
OTHER SUPPLIES	15	7		22,533.41	0.00	15,217.22	37,750.63	.....	.....	.....
<b>TOTAL</b>	15	8		247,354.66	0.00	187,482.83	434,837.49	.....	.....	.....
<b>CAPITAL PROJECTS</b>										
<b>FUNCTION</b>				100	200	300,400,500	600	700	800/900	Total
				Salaries	Employee	Purchased	Supplies	Property	Other	
<i>Facilities Acquisition &amp; Construction</i>			4000	.....	.....	.....	.....	.....	.....	.....
SITE ACQUISITION	15	9	4100							0.00
SITE IMPROVEMENT	15	10	4200							0.00
ARCHITECTURAL/ENGINEERING	15	11	4300			125,265.32				125,265.32
EDU SPECIFICATION DEVELOPMENT	15	12	4400							0.00
BUILDING ACQUISITION/CONSTRUCTION	15	13	4500					5,508.98		5,508.98
BUILDING IMPROVEMENT	15	14	4600			2,554,131.30		141,393.57	28,887.92	2,724,412.79
OTHER	15	15	4900							0.00
TRANSFER TO OTHER FUNDS	15	16	5200	.....	.....	.....	.....	.....	.....	0.00
<b>Total Expenditures &amp; Other Financing Uses</b>	15	17		0.00	0.00	2,679,396.62	0.00	146,902.55	28,887.92	2,855,187.09



NAME:	DIST	LOC	Acct	(1)	(2)	DOE 25 2016-2017		(3)	(4)	(5)	(6)	(7)
TITLES	PAGE	LINE	No									
<b>TRUST FUNDS:</b>												
<b>COMBINING STATEMENT OF REVENUES</b>												
<b>Capital Reserve Funds</b>				<b>APPROPRIATIONS</b>	<b>INTERFUND TRANSFERS</b>	<b>INTEREST EARNED</b>	<b>OTHER INCOME</b>					<b>TOTAL</b>
LAND ACQUISITION	16	1				10.53						10.53
BUILDING CONSTRUCTION	16	2										0.00
BUILDING RENOVATION	16	3										0.00
SCHOOL BUS	16	4										0.00
ATHLETIC FIELDS	16	5				52.31						52.31
OTHER	16	6										0.00
<b>Subtotal (Lines 1 thru 6)</b>	16	7	5251	0.00	0.00	62.84	0.00					62.84
<b>Other Expendable Funds</b>												
HEALTH MAINTENANCE FUND	16	8										0.00
FACILITIES MAINTENANCE/REPAIR	16	9				2,806.13						2,806.13
SPECIAL EDUCATION	16	10				427.83						427.83
TUITION	16	11										0.00
TECHNOLOGY	16	12										0.00
OTHER	16	13										0.00
<b>Subtotal (Lines 8 thru 13)</b>	16	14	5252	0.00	0.00	3,233.96	0.00					3,233.96
<b>Non-Expendable Funds</b>												
	16	15										0.00
	16	16										0.00
	16	17										0.00
	16	18										0.00
<b>Subtotal (Lines 15 thru 19)</b>	16	19	5253	0.00	0.00	0.00	0.00					0.00
<b>Total Trust Fund Revenue</b>	16	20		0.00	0.00	3,296.80	0.00					3,296.80

NAME:	DIST	LOC		DOE 25 2016-2017						
PELHAM SCHOOL DISTRICT, SAU28			Acct	(1)	(2)	(3)	(4)	(5)	(6)	(7)
TITLES	PAGE	LINE	No							
				100	200	300,400,500	600	700	800/900	
TRUST FUNDS:					EMPLOYEE	PURCHASE				
COMBINING STATEMENT OF EXPENDITURES				SALARIES	BENEFITS	SERVICES	SUPPLIES	PROPERTY	Fund Transfers	TOTAL
<b>Capital Reserve Funds</b>				.....	.....	.....	.....	.....	.....	.....
LAND ACQUISITION	17	1							4.39	4.39
BUILDING CONSTRUCTION	17	2								0.00
BUILDING RENOVATION	17	3								0.00
SCHOOL BUS	17	4								0.00
ATHLETIC FIELDS	17	5							32.68	32.68
OTHER	17	6								0.00
<b>Subtotal (Lines 1 thru 6)</b>	17	7	5251	0.00	0.00	0.00	0.00	0.00	37.07	37.07
<b>Other Expendable Funds</b>				.....	.....	.....	.....	.....	.....	.....
HEALTH MAINTENANCE FUND	17	8								0.00
FACILITIES MAINTENANCE/REPAIR	17	9							2,308.28	2,308.28
SPECIAL EDUCATION	17	10							317.24	317.24
TUITION	17	11								0.00
TECHNOLOGY	17	12								0.00
OTHER	17	13							166.72	166.72
<b>Subtotal (Lines 8 thru 13)</b>	17	14	5252	0.00	0.00	0.00	0.00	0.00	2,792.24	2,792.24
<b>Non-Expendable Funds</b>				.....	.....	.....	.....	.....	.....	.....
	17	15								0.00
	17	16								0.00
	17	17								0.00
	17	18								0.00
<b>Subtotal (Lines 15 thru 19)</b>	17	19	5253	0.00	0.00	0.00	0.00	0.00	0.00	0.00
<b>Total Trust Fund Expenditures</b>	17	20		0.00	0.00	0.00	0.00	0.00	2,829.31	2,829.31

NAME:	DIST	LOC		DOE 25 2016-2017						
PELHAM SCHOOL DISTRICT, SAU28			Acct	(1)	(2)	(3)	(4)	(5)	(6)	(7)
TITLES	PAGE	LINE	No							
<b>TRUST FUNDS:</b>										
<b>COMBINING BALANCE SHEET</b>				Capital Reserve	Other Expendable	Non-Expendable	Total			
<b>CURRENT ASSETS</b>										
CASH	18	1	100				0.00			
INVESTMENTS	18	2	110				0.00			
INTERFUND RECEIVABLES	18	3	130				0.00			
INTERGOVERNMENTAL RECEIVABLES	18	4	140	236,458.30	277,665.72		514,124.02			
OTHER RECEIVABLES	18	5	150				0.00			
PREPAID EXPENSE	18	6	180				0.00			
OTHER ASSETS	18	7	190				0.00			
<b>Total Current Assets</b>	18	8		236,458.30	277,665.72	0.00	514,124.02			
<b>CURRENT LIABILITIES</b>										
INTERFUND PAYABLES	18	9	400				0.00			
INTERGOVERNMENTAL PAYABLES	18	10	410				0.00			
OTHER PAYABLES	18	11	420				0.00			
OTHER LIABILITIES	18	12	490				0.00			
<b>Total Current Liabilities</b>	18	13		0.00	0.00	0.00	0.00			
<b>FUND EQUITY</b>										
RESERVED FOR ENCUMBRANCES	18	14	753				0.00			
RESERVE FOR ENCUMBRANCES (NON-LAPSING)	18	15	753				0.00			
RESERVED FOR CONTINUING APPROPRIATIONS	18	16	754				0.00			
RESERVED FOR ENDOWMENTS (principal)	18	17	756				0.00			
RESERVED FOR ENDOWMENTS (Interest)	18	18	756				0.00			
RESERVED FOR SPECIAL PURPOSES	18	19	760	236,458.30	277,665.72		514,124.02			
<b>Total Fund Equity</b>	18	20		236,458.30	277,665.72	0.00	514,124.02			
<b>Tot Liabilities &amp; Fund Equity</b>	18	21		236,458.30	277,665.72	0.00	514,124.02			

NAME:	DIST	LOC		DOE 25 2016-2017						
PELHAM SCHOOL DISTRICT, SAU28			Acct	(1)	(2)	(3)	(4)	(5)	(6)	(7)
TITLES	PAGE	LINE	No							
<b>STATEMENT OF ANALYSIS OF CHANGE IN FUND EQUITY</b>				<b>Fund 10</b>	<b>Fund 21</b>	<b>Fund 22</b>	<b>Fund 30</b>	<b>Fund 70</b>		
				General	Food Service	All Other	Capital Projects	Trust		
TOTAL FUND EQUITY, JULY 1, 2016	19	1		1,745,420.44	300,704.04	0.00	3,074,757.29	513,656.53		
<b>Additions</b>										
REVENUE *	19	2		28,204,222.59	868,974.55	646,036.99	4,003.66	3,296.80		
OTHER ADDITIONS **	19	3								
<b>Total Additions</b>	19	4		28,204,222.59	868,974.55	646,036.99	4,003.66	3,296.80		
<b>Deletions</b>										
EXPENDITURES ***	19	5		28,181,758.62	972,690.54	646,036.99	2,855,187.09	2,829.31		
OTHER DELETIONS **	19	6								
<b>Total Deletions</b>	19	7		28,181,758.62	972,690.54	646,036.99	2,855,187.09	2,829.31		
<b>Total Fund Equity June 30, 2017****</b>	19	8		1,767,884.41	196,988.05	0.00	223,573.86	514,124.02		
* Must agree with totals on Page 6, line 19										
** Other Additions - (Explain below)							*** Must agree with total for:			
							General Fund on.....Page 10,Line 18, Col. 7			
							Food Service Special Revenue Fund on.....Page 15, Line 5, Col. 7			
** Other Deletions - (Explain below)							All Other Special Revenue Funds on .....Page 14, Line 17, Col. 7			
							Capital Projects Funds on.....Page 15, Line 17, Col. 7			
							Trust Funds on.....Page 17, Line 20, Col.7			
							**** Must agree with.....Page 1, Line 31			

NAME:	DIST	LOC	Acct	(1)	(2)	DOE 25 2016-2017		(3)	(4)	(5)	(6)	(7)
TITLES	PAGE	LINE	No									
<b>AMORTIZATION SCHEDULE OF LONG TERM DEBT</b>												
<b>For the Fiscal Year Ending on June 30, 2017</b>												
<b>REPORT IN WHOLE DOLLARS</b>												
				DEBT 1	DEBT 2	DEBT 3	DEBT 4	DEBT 5	TOTAL			
Length of Debt (yrs)	20	1		5	20							
Date of Issue (mm/yy)	20	2		4/2014	7/2014							
Date of Final Payment(mm/yy)	20	3		7/2019	8/2034							
Original Debt Amount	20	4		1,100,000.00	20,745,000.00							
Interest Rate	20	5		2.67	3.20							
Principal at Beginning of Year	20	6		657,871.12	19,705,000.00					20,362,871.12		
New Issues This Year	20	7		0.00	0.00						0.00	
Retired Issues This Year	20	8		199,434.84	1,040,000.00						1,239,434.84	
Remaining Principal Balance Due	20	9		458,436.28	18,665,000.00						19,123,436.28	
Remaining Interest Balance Due	20	10		20,173.52	7,025,617.50						7,045,791.02	
Remaining Debt(P&I) (Lines 9 plus 10)	20	11		478,609.80	25,690,617.50	0.00	0.00	0.00			26,169,227.30	
Amount of Principal to be Paid Next Fiscal Year	20	12		204,759.75	1,040,000.00						1,244,759.75	
Amount of Interest to be Paid Next Fiscal Year	20	13		12,240.25	801,195.00						813,435.25	
Total Debt Next Fiscal Year Lines 12 plus 13)	20	14		217,000.00	1,841,195.00	0.00	0.00	0.00			2,058,195.00	
				BAL BEG OF YEAR	ADDITIONS	DEDUCTIONS	BAL END OF YEAR					
COMPENSATED ABSENCES PAYABLE	20	15		563,920.60			522,614.67					
<b>FIXED ASSET GROUP OF ACCOUNTS (OPTIONAL)</b>												
<b>For Fiscal Year Ending June 30, 2017</b>												
				BEGINNING OF YEAR		END OF YEAR						
				Debit	Credit	Debit	Credit					
SITES	20	16	210									
SITE IMPROVEMENTS	20	17	220									
BUILDINGS AND IMPROVEMENTS	20	18	230									
MACHINERY AND EQUIPMENT	20	19	240									
CONSTRUCTION IN PROGRESS	20	20	250									
INVESTMENT IN GENERAL FIXED ASSETS	20	21	710									
<b>Total</b>	20	22		0.00	0.00	0.00	0.00					

NAME:	DIST	LOC	Acct	(1)	(2)	DOE 25 2016-2017		(3)	(4)	(5)	(6)	(7)
TITLES	PAGE	LINE	No									
DETAILED EXP DATA FOR SPECIAL EDUCATION (Data for Handicapped/Disabled Only) (All Funds)				100	200	300,400,500	600	700	800/900			
INSTRUCTION				Salaries	Employee	Purchased Services	Supplies	Property	Other	Total		
Elementary	21	1		1,874,619.67	570,513.62	1,295,039.63	23,948.57	13,161.43	13,575.76	3,790,858.68		
Middle/Junior High	21	2		0.00	0.00	0.00	0.00	0.00	0.00	0.00		
High	21	3		797,654.85	241,019.01	581,829.40	8,999.41	3,589.57	6,099.26	1,639,191.50		
Subtotal (Lines 1 thru 3)	21	4		2,672,274.52	811,532.63	1,876,869.03	32,947.98	16,751.00	19,675.02	5,430,050.18		
RELATED SERVICES												
Elementary	21	5		367,175.69	148,794.47	114,713.86	3,573.78	2,972.82	632.40	637,863.02		
Middle/Junior High	21	6		0.00	0.00	0.00	0.00	0.00	0.00	0.00		
High	21	7		172,788.56	70,020.93	52,603.17	3,676.64	0.00	297.60	299,386.90		
Subtotal (Lines 5 thru 7)	21	8		539,964.25	218,815.40	167,317.03	7,250.42	2,972.82	930.00	937,249.92		
ADMINISTRATION												
Elementary	21	9		126,445.13	47,506.49	2,064.54	329.09	595.17	903.90	177,844.32		
Middle/Junior High	21	10		0.00	0.00	0.00	0.00	0.00	0.00	0.00		
High	21	11		56,808.68	21,343.49	927.54	147.85	267.39	406.10	79,901.05		
Subtotal (Lines 9 thru 11)	21	12		183,253.81	68,849.98	2,992.08	476.94	862.56	1,310.00	257,745.37		
LEGAL												
Elementary	21	13		0.00	0.00	0.00	0.00	0.00	0.00	0.00		
Middle/Junior High	21	14		0.00	0.00	0.00	0.00	0.00	0.00	0.00		
High	21	15		0.00	0.00	0.00	0.00	0.00	0.00	0.00		
Subtotal (Lines 13 thru 15)	21	16		0.00	0.00	0.00	0.00	0.00	0.00	0.00		
TRANSPORTATION												
Elementary	21	17		0.00	0.00	306,972.38	0.00	0.00	0.00	306,972.38		
Middle/Junior High	21	18		0.00	0.00	0.00	0.00	0.00	0.00	0.00		
High	21	19		0.00	0.00	137,915.13	0.00	0.00	0.00	137,915.13		
Subtotal (Lines 17 thru 19)	21	20		0.00	0.00	444,887.51	0.00	0.00	0.00	444,887.51		
<b>TOTAL (Lines 4,8,12,16,20)</b>	21	21		3,395,492.58	1,099,198.01	2,492,065.65	40,675.34	20,586.38	21,915.02	7,069,932.98		
<b>Total by Instructional Level</b>				(1) Instruction Lines 1,2,3	(2) Related Svcs. Lines 5,6,7	(3) Administration Lines 9,10,11	(4) Legal Lines 13, 14,15	(5) Transportation Lines 17, 18,19	(6) Total			
Elementary	21	22		3,790,858.68	637,863.02	177,844.32	0.00	306,972.38	4,913,538.40			
Middle/Junior High	21	23		0.00	0.00	0.00	0.00	0.00	0.00			
High	21	24		1,639,191.50	299,386.90	79,901.05	0.00	137,915.13	2,156,394.58			
<b>TOTAL</b>	21	25		5,430,050.18	937,249.92	257,745.37	0.00	444,887.51	7,069,932.98			

NAME:	DIST	LOC	Acct	(1)	(2)	DOE 25 2016-2017 (3)	(4)	(5)	(6)	(7)
TITLES	PAGE	LINE	No							
<b>PELHAM SCHOOL DISTRICT, SAU28</b>										
<b>DOE 25 2016-2017</b>										
<b>DETAILED EXP DATA FOR SPECIAL EDUCATION (Data for Culturally Deprived, Bilingual and Gifted/Talented) (All Funds)</b>										
<b>ACTIVITY</b>				100	200	300,400,500	600	700	800/900	Total
				Salaries	Employee	Purchased Services	Supplies	Property	Other	
<b>CULTURALLY DEPRIVED</b>										
Elementary	22	1								0.00
Middle/Junior High	22	2								0.00
High	22	3								0.00
<b>Subtotal (Lines 1 thru 3)</b>	22	4		0.00	0.00	0.00	0.00	0.00	0.00	0.00
<b>BILINGUAL</b>										
Elementary	22	5		39,316.63	24,962.34	129.82	458.68	0.00	0.00	64,867.47
Middle/Junior High	22	6		0.00	0.00	0.00	0.00	0.00	0.00	0.00
High	22	7		17,664.00	11,214.96	58.32	206.08	0.00	0.00	29,143.36
<b>Subtotal (Lines 5 thru 7)</b>	22	8		56,980.63	36,177.30	188.14	664.76	0.00	0.00	94,010.83
<b>GIFTED AND TALENTED</b>										
Elementary	22	9								0.00
Middle/Junior High	22	10								0.00
High	22	11								0.00
<b>Subtotal (Lines 9 thru 11)</b>	22	12		0.00	0.00	0.00	0.00	0.00	0.00	0.00
<b>TOTAL (Lines 4, 8, 12)</b>	22	13		56,980.63	36,177.30	188.14	664.76	0.00	0.00	94,010.83
<b>DETAILED EXPENDITURE DATA REGARDING TUITION (All Funds) - DO NOT INCLUDE CHARTER SCHOOLS</b>										
<b>Description</b>			Object	(1) Elementary	(2) Middle/Jr. High	(3) High	(4) Total			
Regular Program Tuition to LEAs within NH	22	14	561				0.00			
Regular Program Tuition to LEAs outside NH	22	15	562				0.00			
Regular Program Tuition to Public Academies/JMA	22	16	563				0.00			
Regular Program Tuition to Private and Other Sch	22	17	564				0.00			
Special Program Tuition to LEAs within NH	22	18	561				0.00			
Special Program Tuition to LEAs outside NH	22	19	562				0.00			
Special Program Tuition to Public Academies/JMA	22	20	563				0.00			
Special Program Tuition to Private and Other Sch	22	21	564	584,576.70	0.00	323,646.39	908,223.09			
Special Program Residential Costs	22	22	569	338,332.64	0.00	460,936.60	799,269.24			
Vocational Program Tuition to LEAs within NH	22	23	561			48,935.95	48,935.95			
Vocational Program Tuition to LEAs outside NH	22	24	562				0.00			
Vocational Program Tuition to Public Academies/J	22	25	563				0.00			
Vocational Program Tuition to Private & Other Sch	22	26	564				0.00			
<b>*Coe-Brown, Pinkerton and Prospect Mtn only</b>										

NAME:	DIST	LOC	Acct	(1)	(2)	DOE 25 2016-2017				
PELHAM SCHOOL DISTRICT, SAU28						(3)	(4)	(5)	(6)	(7)
TITLES	PAGE	LINE	No							
<b>DETAILED EXPENDITURE DATA ON TRANSPORTATION EXPENDITURES (General Fund only)</b>										
Description				Function	Object	Elementary	Middle/Jr. High	High	Total	
Regular To and From Transportation	23	1		2721	ALL	601,233.74		282,933.52	884,167.26	.....
All Special Education Transportation	23	2		2722	ALL	306,972.38		137,915.12	444,887.50	.....
Vocational Education Transportation	23	3		2723	ALL			127,110.18	127,110.18	.....
Athletic Trips	23	4		2724	ALL	17,158.37		75,628.10	92,786.47	.....
Co curricular Trips/Field Trips	23	5		2725	ALL			250.58	250.58	.....
Intra-District Transportation	23	6		2726	ALL				0.00	.....
Other Transportation	23	7		2729	ALL				0.00	.....
<b>TOTAL</b>	<b>23</b>	<b>8</b>		<b>2700</b>	<b>ALL</b>	<b>925,364.49</b>	<b>0.00</b>	<b>623,837.50</b>	<b>1,549,201.99</b>	<b>.....</b>
<b>DETAILED EXPENDITURE DATA ON CAPITAL ITEMS IN THE GENERAL AND OTHER SPECIAL REV FUNDS</b>										
Description				Function	Object	Elementary	Middle/Jr. High	High	Total	
Land and Improvements	23	9		All except 4000	710				0.00	.....
Buildings	23	10		All except 4000	720				0.00	.....
Equipment (Mach/Furn/Veh/Computers)	23	11		All except 4000	730	389,152.21		160,858.65	550,010.86	.....
<b>TOTAL</b>	<b>23</b>	<b>12</b>		<b>All except 4000</b>	<b>700</b>	<b>389,152.21</b>	<b>0.00</b>	<b>160,858.65</b>	<b>550,010.86</b>	<b>.....</b>
<b>DETAILED EXPENDITURE DATA ON SUMMER SCHOOL PROGRAMS EXPENDITURES (All Funds Combined)</b>										
Description				100	200	300,400,500	600	700	800/900	Total
				Salaries	Employee	Purchased	Supplies	Property	Other	
Elementary	23	13		59,993.15	8,982.94	163,607.41	548.07	0.00	57.96	233,189.53
Middle/Junior High	23	14		0.00	0.00	0.00	0.00	0.00	0.00	0.00
High School	23	15		26,953.45	4,035.81	73,504.78	246.23	0.00	26.04	104,766.31
<b>TOTAL</b>	<b>23</b>	<b>16</b>		<b>86,946.60</b>	<b>13,018.75</b>	<b>237,112.19</b>	<b>794.30</b>	<b>0.00</b>	<b>84.00</b>	<b>337,955.84</b>



NAME:	DIST	LOC			DOE 25 2016-2017					
PELHAM SCHOOL DISTRICT, SAU28			Acct	(1)	(2)	(3)	(4)	(5)	(6)	(7)
TITLES	PAGE	LINE	No							
				Page/Line/Column			Page/Line/Column			
<b>CHECK</b>				1/11/1	2,317,109.48	2,317,109.48	1/37/1	0.00		
<b>TOTALS</b>				1/11/2	216,303.29	216,303.29	1/37/2	0.00		
				1/11/3	165,620.29	165,620.29	1/37/3	0.00		
				1/11/4	269,254.74	269,254.74	1/37/4	0.00		
				1/11/5	514,124.02	514,124.02	1/37/5	0.00		
				1/36/1	1,767,884.41	1,767,884.41	19/8/1	0.00		
				1/36/2	196,988.05	196,988.05	19/8/2	0.00		
				1/36/3	0.00	0.00	19/8/3	0.00		
				1/36/4	223,573.86	223,573.86	19/8/4	(0.00)		
				1/36/5	514,124.02	514,124.02	19/8/5	0.00		
				6/19/1	28,204,222.59	28,204,222.59	19/2/1	0.00		
				6/19/2	868,974.55	868,974.55	19/2/2	0.00		
				6/19/3	646,036.99	646,036.99	19/2/3	0.00		
				6/19/4	4,003.66	4,003.66	19/2/4	0.00		
				6/19/5	3,296.80	3,296.80	19/2/5	0.00		
				10/18/7	28,181,758.62	28,181,758.62	19/5/1	0.00		
				14/17/7	646,036.99	646,036.99	19/5/3	0.00		
				15/5/4	434,837.49	434,837.49	15/8/4	0.00		
				15/5/7	972,690.54	972,690.54	19/5/2	0.00		
				15/17/7	2,855,187.09	2,855,187.09	19/5/4	0.00		
				16/20/7	3,296.80	3,296.80	19/2/5	0.00		
				17/20/7	2,829.31	2,829.31	19/5/5	0.00		
				18/8/1	236,458.30	236,458.30	18/21/1	0.00		
				18/8/2	277,665.72	277,665.72	18/21/2	0.00		
				18/8/3	0.00	0.00	18/21/3	0.00		
				18/8/4	514,124.02	514,124.02	18/21/4	0.00		
				2/1/5	0.00	0.00	16/20/1	0.00		
				3/11/5	3,296.80	3,296.80	16/20/3	0.00		
				6/10/5	0.00	0.00	16/20/2	0.00		
				6/19/5	3,296.80	3,296.80	16/20/7	0.00		
				23/8/6	1,549,201.99	1,549,201.99	7/11/7+8/11/7+9/11/	0.00		
				23/12/6	550,010.86	550,010.86	(10/8/5+14/7/5)-	0.00		
				7/11/7	925,364.49	925,364.49	23/8/3	0.00		
				8/11/7	0.00	0.00	23/8/4	0.00		
				9/11/7	623,837.50	623,837.50	23/8/5	0.00		
				6/6/2	0.00	0.00	(10/11/6+14/11/6)	0.00		
				6/6/3	0.00	0.00	10/12/6	0.00		
				6/6/4	0.00	0.00	10/13/6+14/12/6	0.00		
				6/6/5	0.00	0.00	10/14/6+14/13/6	0.00		
				<b>BALANCE CHECK</b>		0.00				

NAME:	DIST	LOC			DOE 25 2016-2017					
PELHAM SCHOOL DISTRICT, SAU28			Acct	(1)	(2)	(3)	(4)	(5)	(6)	(7)
TITLES	PAGE	LINE	No							
<b>PER PUPIL COST</b>				<b>ELEM</b>	<b>MID/JH</b>	<b>HIGH</b>	<b>TOTAL</b>			
<b>2016-2017</b>										
CURRENT EXPENDITURES				17,143,724.17	0.00	10,252,807.68	27,396,531.85			
LESS: FOOD SERVICE REVENUE				385,813.61	0.00	285,454.69	671,268.30			
LESS: TRANSPORTATION EXPENDITURES				925,364.49	0.00	623,837.50	1,549,201.99			
LESS: SUPPLMT EXPENDITURES				1,545,251.08	0.00	1,099,143.90	2,644,394.98			
PUPIL COST				14,287,294.99	0.00	8,244,371.59	22,531,666.58			
AVE DAILY MEMBERSHIP				1295.21	0.00	615.98	1,911.19			
<b>COST PER PUPIL</b>				11,030.87	#DIV/0!	13,384.15	11,789.34			
Adjustment to Cost							0.00			
Adjustment to ADM							0.00			
Adjusted Cost per Pupil	99	1		11,030.87	#DIV/0!	13,384.15	11,789.34			

Salaries-Benefits  
FY2016-2017

<b>District Name:</b>	PELHAM SCHOOL DISTRICT, SAU28	<b>See Instructions on Row 48</b>
<b>General and Special Revenue Fund Personnel Expenditures for Instruction</b>		
<b>DOE 25 2016-2017</b>		
<b>Totals - Reported on Pages 7-9 and 11-13</b>		
<b>Account Code - 1100</b>	<b>Regular Programs</b>	
	<b>Salaries</b>	<b>Benefits</b>
<b>Totals</b>	<b>6,535,043.68</b>	<b>3,081,569.67</b>
1. Teachers	6,267,703.22	3,061,091.39
2. Aides/Paras	164,853.43	12,627.77
3. Other	102,487.03	7,850.51
Check Total OK	<b>6,535,043.68</b>	<b>3,081,569.67</b>
<b>Totals - Reported on Pages 7-9 and 11-13</b>		
<b>Account Code - 1200</b>	<b>Special Programs</b>	
	<b>Salaries</b>	<b>Benefits</b>
<b>Totals</b>	<b>2,730,460.15</b>	<b>847,804.21</b>
1. Teachers	1,509,005.16	663,515.34
2. Aides/Paras	1,196,988.70	182,414.75
3. Other	24,466.29	1,874.12
Check Total OK	<b>2,730,460.15</b>	<b>847,804.21</b>
<b>Totals - Reported on Pages 7-9 and 11-13</b>		
<b>Account Code - 1300</b>	<b>Vocational Programs</b>	
	<b>Salaries</b>	<b>Benefits</b>
<b>Totals</b>	<b>0.00</b>	<b>0.00</b>
1. Teachers	0.00	0.00
2. Aides/Paras	0.00	0.00
3. Other	0.00	0.00
Check Total OK	<b>0.00</b>	<b>0.00</b>
<b>Totals - Reported on Pages 7-9 and 11-13</b>		
<b>Account Code - 1400</b>	<b>Other Instructional Programs</b>	
	<b>Salaries</b>	<b>Benefits</b>
<b>Totals</b>	<b>376,351.65</b>	<b>125,976.84</b>
1. Teachers	287,034.64	119,135.16
2. Aides/Paras	0.00	0.00
3. Other	89,317.01	6,841.68
Check Total OK	<b>376,351.65</b>	<b>125,976.84</b>
<b>Note:</b> Please provide the instructional salaries and benefits by job classification. Personal costs constitute about 85% of current expenditures, and this information will allow the NH DOE to report a more comprehensive analysis of expenditures for districts, elected officials and the public. This breakdown of expenditures will also be reported to the US Department of Education.		
<b>Instructions</b>		
1. The top line in each section is the sum of amounts reported at all grade levels for both the general and special revenue funds on the DOE-25 worksheet.		
2. Allocate the full amount to the three employee categories. <b>If the allocations do not sum to the total, "Check Total OK", will change to "Check Total Error" in cells A13, A22, A31 and A40.</b>		

**Schedule of Expenditures for Computation of Indirect Cost**

Dist Name: **PELHAM SCHOOL DISTRICT, SAU28**

Function	General	Total	Direct/		Excluded Cost per OMB Circular A-87		
			Disallowed Cost	Indirect Cost	Capital Outlay/Property	Other	Debt Services
Code	Fund	Expenditures	Objects 100-600	Objects 100-600	Object 700	Object 800-900	Function 5100
1000	Instruction	15,765,226.91	15,581,635.20		128,621.01	54,970.70	
2100	Support Services - Student	2,067,881.75	2,060,590.75		5,576.65	1,714.35	
2200	Support Services - Instructional Staff	825,829.44	796,742.42		23,747.41	5,339.61	
2300	General Administration	276,847.37		254,228.26	862.56	21,756.55	
2310	School Board Cost <sup>1</sup>	76,211.85	76,211.85				
2317	School Board Audit <sup>2</sup>	19,102.00		19,102.00			
2321	Cost of Superintendent & Sec & Assistant Super <sup>3</sup>	337,245.65	337,245.65				
2400	School Administration	1,362,817.14	1,338,750.08		1,824.32	22,242.74	
2500	Business	362,331.15		357,958.83	0.00	4,372.32	
2600	Operation and Maintenance of Plant	2,147,518.82	2,108,187.14		39,107.68	224.00	
2700	Student Transportation	1,549,201.99	1,549,201.99		0.00	0.00	
2800	Central	1,006,692.25		665,567.67	340,584.57	540.01	
1600	Adult/Continuing Ed Programs	0.00	0.00		0.00	0.00	
1700	Community/Jr. College Programs	0.00	0.00		0.00	0.00	
1800	Community Service Programs	0.00	0.00		0.00	0.00	
<b>Capital Outlay</b>							
4000	Facilities Acquisition And Construction	509,719.30			509,719.30		
<b>Debt Service</b>							
5110-5120	Principal & Interest	1,894,235.00					1,894,235.00
<b>Special Revenue Funds</b>							
3100	1. Food Service Operations minus Cost of Food	575,603.68	479,072.97		95,812.78	717.93	
1000-2800	2. Special Revenue Expenditures	646,036.99	620,114.69		9,686.66	16,235.64	
Total Grand Expenditures			24,947,752.74	1,296,856.76	1,155,542.94	128,113.85	1,894,235.00
Total Indirect Cost				1,296,856.76			
Total Direct Cost			24,947,752.74				

**Indirect Cost Rate to be determine at later date for FY2018-2019**

Includes Audit - Y/N

Y

**Notes**

- 1) 2310 School Board Costs - Enter the total expenditures for the District School Board Operations. This is an "unallowed" cost that is subtracted from the indirect pool of expenditures, and is added to the direct pool of expenditures.
- 2) 2317 Cost of Audit - Enter the cost of the audit. This is an "allowed" cost that is added back in to the indirect pool of expenditures.
- 3) 2321 Cost of Superintendent & Secretary and Assistant Superintendent - Enter the cost which reflects the salary, benefits, fixed charges, supplies and other cost of the Superintendent, Superintendent's Secretary and Assistant Superintendent (where applicable) whose responsibilities is directing and managing all affairs of the LEA. The activities of the Assistant Superintendent's office should be charge here, unless the activities can be placed properly into a service area such as; 2500 Business - Assistant Superintendent of Finance. This is an "unallowed" cost that is subtracted from the indirect pool of expenditures, and is added to the direct pool of expenditures.

District Profile

<b>School District Profile</b>			
<b>Dist Name:</b>	<b>PELHAM SCHOOL DISTRICT, SAU28</b>		
	<b>2016-2017 Current Expenditure Per Pupil(in dollars)</b>		
	Elementary	11,031	
	Middle/Junior	0	
	High	13,384	
	District Total	11,789	
<b>Function</b>	<b>2016-17-Current Expenditure Per Pupil</b>	<b>\$</b>	<b>%</b>
1100	Regular Education	10,056,857	36.5
1200	Special Programs	5,529,937	20.1
1300	Vocational Programs	48,936	0.2
1400	Other Instructional Programs	674,184	2.4
2100	Student Support Services	2,068,777	7.5
2200	Instructional Staff Support	923,613	3.3
2300&2800	General Administration & Business	1,699,670	6.2
2400	School Administration	1,362,817	4.9
2500	Business Services	362,331	1.3
2600	Plant Operations	2,147,519	7.8
2700	Transportation	1,549,202	5.6
2900	Other Support Services	0	0.0
1500	Non-public Programs	0	0.0
1600-1800,2750	Community Programs	0	0.0
5120	Bond Interest	854,235	3.1
5310+5390	Charter Schools/Other Agencies	0	0.0
3100	Food Service	301,423	1.1
	<b>Total Recurring Expenditures</b>	<b>27,579,501</b>	<b>100.0</b>
4000	Facility Construction	3,364,906	
	<b>Total Expenditures</b>	<b>30,944,407</b>	
5100	<b>Bonds &amp; Notes Principal Repayment</b>	<b>1,040,000</b>	
<b>Function</b>	<b>2016-17-Total Revenues</b>	<b>\$</b>	<b>%</b>
1100	Local Property Tax	19,447,035	66.9
	Tuition, Food & Other Local Services	197,769	0.7
3111&3112&3119	State Foundation/Adequacy Aid	7,685,098	26.4
3120-3900	Other State Aid	693,092	2.4
4000	Federal Aid	1,032,273	3.6
5300-5600	Other	0	0.0
	<b>Total Revenues</b>	<b>29,055,267</b>	<b>100.0</b>
5110&5140	Sales of Bonds & Notes	0	