

For Office Use Only

Dist.	Loc.
-------	------

Form DOE-25

School Administrative Unit # 28

NEW HAMPSHIRE STATE DEPARTMENT OF EDUCATION

Annual Financial Report


for the Year Ending June 30, 2014

for the PELHAM School District

Due to the State Department of Education not later than September 1, 2014


This document has been prepared in accordance with the
New Hampshire Financial Accounting Handbook For Local Education Agencies

"I certify under the pains and penalties of perjury, to the best of my knowledge and belief, that all of the information contained in this document is true, accurate and complete." Per RSA 198:4-d




School Board Chairperson


10/8/14
Date




Superintendent of Schools
10/9/14
Date

School Board







School Board

NAME:	DIST	LOC	Acct	(1)	(2)	DOE 25 2013-2014		(5)	(6)	(7)
TITLES	PAGE	LINE	No			(3)	(4)			

BALANCE SHEET				Fund 10	Fund 21	Fund 22	Fund 30	Fund 70		
				GENERAL	FOOD SERVICE	ALL OTHER	CAPITAL PROJECTS	TRUST/AGENCY		
ASSETS				SPECIAL REVENUE						
Current Assets										
CASH	1	1	100	1,866,907.81	238,218.56		794,493.00	292,074.66		
INVESTMENTS	1	2	110					0.00		
ASSESSMENTS RECEIVABLE	1	3	120							
INTERFUND RECEIVABLE	1	4	130	108,792.11				0.00		
INTERGOVERNMENTAL RECEIVABLES	1	5	140	18,783.78	12,201.45	108,792.11		0.00		
OTHER RECEIVABLES	1	6	150	2,380.05		2,930.00		0.00		
BOND PROCEEDS RECEIVABLE	1	7	160							
INVENTORIES	1	8	170							
PREPAID EXPENSES	1	9	180					0.00		
OTHER CURRENT ASSETS	1	10	190					0.00		
Total Current Assets	1	11		1,996,863.75	250,420.01	111,722.11	794,493.00	292,074.66		
LIABILITY & FUND EQUITY										
Current Liabilities										
INTERFUND PAYABLES	1	12	400			108,792.11		0.00		
INTERGOVERNMENTAL PAYABLES	1	13	410					0.00		
OTHER PAYABLES	1	14	420	59,353.31	(33.70)		361,097.90	0.00		
CONTRACTS PAYABLE	1	15	430				75,148.48			
BOND AND INTEREST PAYABLE	1	16	440							
LOANS AND INTEREST PAYABLE	1	17	450							
ACCRUED EXPENSES	1	18	460	39,215.11						
PAYROLL DEDUCTIONS	1	19	470	360,539.55						
DEFERRED REVENUES	1	20	480		17,164.93	2,930.00				
OTHER CURRENT LIABILITIES	1	21	490					0.00		
Total Current Liabilities	1	22		459,107.97	17,131.23	111,722.11	436,246.38	0.00		
Fund Equity										
Nonspendable:										
RESERVE FOR INVENTORIES	1	23	751							
RESERVE FOR PREPAID EXPENSES	1	24	752							
RESERVE FOR ENDOWMENTS (principal only)	1	25	756					0.00		
Restricted:										
RESERVE FOR ENDOWMENTS (interest)	1	26	756					0.00		
RESTRICTED FOR FOOD SERVICE	1	27			233,288.78					
UNSPENT BOND PROCEEDS	1	28					358,246.62			
Committed:										
RESERVE FOR CONTINUING APPROPRIATIONS	1	29	754					0.00		
RESERVE FOR AMTS VOTED	1	30	755							
RESERVE FOR ENCUMBRANCES (non-lapsing)	1	31	753					0.00		
UNASSIGNED FUND BALANCE RETAINED	1	32								
Assigned:										
RESERVED FOR SPECIAL PURPOSES	1	33	760					292,074.66		
RESERVED FOR ENCUMBRANCES	1	34	753	133,451.13				0.00		
UNASSIGNED FUND BALANCE	1	35	770	1,404,304.65						
Total Fund Equity	1	36		1,537,755.78	233,288.78	0.00	358,246.62	292,074.66		
Total Liabilities and Fund Equity	1	37		1,996,863.75	250,420.01	111,722.11	794,493.00	292,074.66		

NAME:	DIST	LOC	Acct	(1)	(2)	DOE 25 2013-2014			(5)	(6)	(7)
TITLES	PAGE	LINE	No	Fund 10	Fund 21	Fund 22	Fund 30	Fund 70			
STATEMENT OF REVENUES						ALL OTHER					
<i>Revenue from Local Sources</i>				GENERAL	FOOD SERVICE	SPECIAL REVENUE	CAPITAL PROJECTS	TRUST/AGENCY			
<i>Assessments</i>											
CURRENT APPROPRIATION	2	1	1111	17,796,307.00							
DEFICIT APPROPRIATION	2	2	1112								
OTHER	2	3	1119								
Total Assessments	2	4	1100	17,796,307.00	0.00	0.00	0.00	0.00			
<i>TUITION</i>											
<i>Tuition from Individuals</i>			1310								
REGULAR DAY SCHOOL	2	5	1311	17,329.46							
SUMMER SCHOOL	2	6	1314								
DRIVER EDUCATION	2	7	1315								
ADULT EDUCATION	2	8	1316								
<i>Tuition from Other LEAs Within NH</i>			1320								
REGULAR DAY SCHOOL	2	9	1321								
SPECIAL EDUCATION	2	10	1322	47,219.35							
VOCATIONAL	2	11	1323								
<i>Tuition from Other LEAs outside NH</i>			1330								
REGULAR DAY SCHOOL	2	12	1331								
SPECIAL EDUCATION	2	13	1332								
VOCATIONAL	2	14	1333								
<i>Tuition from Other Sources</i>			1340								
REGULAR DAY SCHOOL	2	15	1341								
SPECIAL EDUCATION	2	16	1342								
OTHER	2	17	1349								
Total Tuition	2	18	1300	64,548.81		0.00					

NAME:	DIST	LOC	Acct	(1)	(2)	DOE 25 2013-2014				
PELHAM SCHOOL DISTRICT				(1)	(2)	(3)	(4)	(5)	(6)	(7)
TITLES	PAGE	LINE	No	Fund 10	Fund 21	Fund 22	Fund 30	Fund 70		
						ALL OTHER				
<i>TRANSPORTATION FEES</i>										
<i>Transportation Fees from Individuals</i>			1410	GENERAL	FOOD SERVICE	SPECIAL REVENUE	CAPITAL PROJECTS	TRUST/AGENCY		
REGULAR DAY SCHOOL	3	1	1411	39,993.00						
SUMMER SCHOOL	3	2	1414							
<i>Other LEAs Within NH</i>			1420							
REGULAR DAY SCHOOL	3	3	1421							
SPECIAL EDUCATION	3	4	1422							
VOCATIONAL	3	5	1423							
<i>Other LEAs Outside NH</i>			1430							
REGULAR DAY SCHOOL	3	6	1431							
SPECIAL EDUCATION	3	7	1432							
VOCATIONAL	3	8	1433							
TRANSPORTATION FEES FOR NON-STUDENT	3	9	1440							
Total Transportation	3	10	1400	39,993.00		0.00				
<i>Additional Revenues</i>										
EARNINGS ON INVESTMENTS	3	11	1500	340.52				28.97		
FOOD SERVICE SALES	3	12	1600		635,477.02					
STUDENT ACTIVITIES	3	13	1700							
COMMUNITY SERVICE ACTIVITIES	3	14	1800							
<i>Other Revenue from Local Sources</i>										
RENTALS	3	15	1910	23,295.66						
CONTRIBUTION & DONATIONS	3	16	1920	575.31		500.00		3,940.20		
SALE OF FIXED ASSETS	3	17	1930							
SALE OF TEXTBOOKS & MATERIALS	3	18	1940							
SERVICES PROVIDED OTHER LEAs WITHIN NH	3	19	1951							
SERVICES PROVIDED OTHER LEAs OUTSIDE NH	3	20	1952							
SERVICES PROVIDED SAUs	3	21	1953							
SERVICES PROVIDED TO LOCAL GOV UNITS	3	22	1960							
REFUND OF PRIOR YEAR EXPENDITURES	3	23	1980							
OTHER	3	24	1990	332,364.68	(230.18)					
Total Additional/Other Revenue	3	25		356,576.17	635,246.84	500.00	0.00	3,969.17		
Total Local Revenue	3	26	1000	18,257,424.98	635,246.84	500.00	0.00	3,969.17		

NAME:	DIST	LOC		DOE 25 2013-2014						
PELHAM SCHOOL DISTRICT			Acct	(1)	(2)	(3)	(4)	(5)	(6)	(7)
TITLES	PAGE	LINE	No	Fund 10	Fund 21	Fund 22	Fund 30	Fund 70		
REVENUES				ALL OTHER						
Revenue from State Sources				GENERAL	FOOD SERVICE	SPECIAL REVENUE	CAPITAL PROJECTS	TRUST/AGENCY		
<i>Unrestricted Grants-In-Aid</i>										
ADEQUACY AID GRANT	4	1	3111	3,877,038.00						
STATEWIDE ENHANCED EDUCATION TAX	4	2	3112	3,359,266.00						
SHARED REVENUE	4	3	3119							
OTHER STATE AID	4	4	3190							
Total Unrestricted Grants-In-Aid	4	5	3100	7,236,304.00	0.00	0.00	0.00	0.00		
<i>Restricted Grants-In-Aid</i>										
SCHOOL BUILDING AID	4	6	3210							
KINDERGARTEN BUILDING AID	4	7	3215							
KINDERGARTEN AID	4	8	3220							
CATASTROPHIC AID	4	9	3230	226,991.59						
VOCATIONAL EDUCATION (TUITION)	4	10	3241							
VOCATIONAL EDUCATION (TRANSPORTATION)	4	11	3242	14,669.40						
VOCATIONAL EDUCATION (BUILDING)	4	12	3243							
VOCATIONAL EDUCATION (OTHER)	4	13	3249							
ADULT EDUCATION	4	14	3250							
CHILD NUTRITION	4	15	3260		11,892.85					
DRIVER EDUCATION	4	16	3270							
SCHOOL IMPROVEMENT AID	4	17	3280							
OTHER RESTRICTED STATE AID	4	18	3290							
Total Restricted Grants-In-Aid	4	19	3200	241,660.99	11,892.85	0.00	0.00	0.00		
PUBLIC INTER AGENCIES	4	20	3700							
REVENUE IN LIEU OF TAXES	4	21	3800							
REVENUE FOR/ON BEHALF OF LEA	4	22	3900							
Total State Revenue	4	23	3000	7,477,964.99	11,892.85	0.00	0.00	0.00		

NAME:	DIST	LOC		DOE 25 2013-2014						
PELHAM SCHOOL DISTRICT			Acct	(1)	(2)	(3)	(4)	(5)	(6)	(7)
TITLES	PAGE	LINE	No	Fund 10	Fund 21	Fund 22	Fund 30	Fund 70		
REVENUES						ALL OTHER				
<i>Revenues from Federal sources</i>				GENERAL	FOOD SERVICE	SPECIAL REVENUE	CAPITAL PROJECTS	TRUST/AGENCY		
<i>Unrestricted Grants-In-Aid</i>										
FROM THE FEDERAL GOV'T DIRECT	5	1	4100							
FROM THE FEDERAL GOV'T THROUGH STATE	5	2	4200							
Total Unrestricted Grants-In-Aid	5	3		0.00	0.00	0.00	0.00			
<i>Restricted Grants-In-Aid</i>										
FROM THE FEDERAL GOV'T DIRECT			4300							
ELEMENTARY/SECONDARY PROGRAMS	5	4	4310							
VOCATIONAL PROGRAMS	5	5	4330							
DISABILITIES PROGRAMS	5	6	4350							
FROM THE FEDERAL GOV'T THROUGH STATE			4500							
ELEM/SEC(ESEA) - TITLE 1	5	7	4520			139,471.96				
ELEM/SEC(ESEA) - ALL OTHER PROGRAMS	5	8	4530			68,756.91				
VOCATION EDU (ALL PROGRAMS)	5	9	4540							
ADULT EDUCATION	5	10	4550							
CHILD NUTRITION	5	11	4560		203,298.41					
DISABILITIES PROGRAMS	5	12	4570			345,607.85				
MEDICAID DISTRIBUTIONS	5	13	4580	193,013.21						
OTHER RESTRICTED FED AID THROUGH STATE	5	14	4590	498.07						
Total Restricted Grants-In-Aid	5	15		193,511.28	203,298.41	553,836.72	0.00			
OTHER PUBLIC INTERMEDIATE AGENCIES	5	16	4700							
<i>Revenue in Lieu of Taxes</i>										
FEDERAL FOREST RESERVE	5	17	4810							
OTHER REVENUE IN LIEU OF TAXES	5	18	4890							
<i>Revenue For/On Behalf of LEA</i>										
REVENUE FOR/ON BEHALF OF LEA	5	19	4900							
Total Revenue from Federal Sources	5	20	4000	193,511.28	203,298.41	553,836.72	0.00			

NAME:	DIST	LOC		DOE 25 2013-2014						
PELHAM SCHOOL DISTRICT			Acct	(1)	(2)	(3)	(4)	(5)	(6)	(7)
TITLES	PAGE	LINE	No	Fund 10	Fund 21	Fund 22	Fund 30	Fund 70		
OTHER FINANCING SOURCES				ALL OTHER						
<i>Sales of Bonds & Notes Proceeds</i>				GENERAL	FOOD SERVICE	SPECIAL REVENUE	CAPITAL PROJECTS	TRUST/AGENCY		
PRINCIPAL	6	1	5110	
PREMIUM	6	2	5120	
ACCRUED INTEREST	6	3	5130	
REIMBURSEMENT ANTICIPATION NOTES	6	4	5140	
Total Sale of Bonds and Notes	6	5	5100	0.00	0.00
<i>Interfund Transfers</i>									
TRANS FROM GENERAL FUND	6	6	5210
TRANS FROM FOOD SERVICE SPECIAL REV FUNI	6	7	5221
TRANS FROM ALL OTHER SPEC REV FUNDS	6	8	5222
TRANS FROM CAPITAL PROJECTS FUNDS	6	9	5230
Total Interfund Transfers	6	10	5200	0.00	0.00	0.00	0.00	0.00	0.00
<i>Transfer from Trust Funds</i>									
FROM CAPITAL RESERVE FUND	6	11	5251
FROM OTHER EXPENDABLE TRUST FUNDS	6	12	5252
FROM NONEXPENDABLE TRUST FUNDS	6	13	5253
Total Transfer from Trust Funds	6	14	5250	0.00	0.00	0.00	0.00	0.00	0.00
COMPENSATION FOR LOSS OF FIXED ASSETS	6	15	5300
CAPITAL LEASES	6	16	5500	1,100,000.00
LEASE PURCHASES	6	17	5600
Total Other Financing Sources	6	18	5000	0.00	0.00	0.00	1,100,000.00	0.00
Total Revenue & Other Financing Sources	6	19		25,928,901.25	850,438.10	554,336.72	1,100,000.00	3,969.17

NAME:	DIST	LOC		DOE 25 2013-2014						
PELHAM SCHOOL DISTRICT			Acct	(1)	(2)	(3)	(4)	(5)	(6)	(7)
TITLES	PAGE	LINE	No							
GENERAL FUND				100	200	300,400,500	600	700	800/900	
ELEMENTARY EXPENDITURES				Salaries	Employee	Purchased	Supplies	Property	Other	Total
<i>Instruction</i>										
REGULAR PROGRAMS	7	1	1100	3,901,375.23	1,799,666.07	7,556.84	159,249.13	37,284.65	(8.14)	5,905,123.78
SPECIAL PROGRAMS	7	2	1200	1,727,091.54	493,439.72	723,735.21	7,677.25	22,589.30	15,537.30	2,990,070.32
VOCATIONAL PROGRAMS	7	3	1300							0.00
OTHER INSTRUCTIONAL PROGRAMS	7	4	1400	62,753.60	11,902.72	7,500.00	2,612.97	0.00	1,210.00	85,979.29
<i>Support Services</i>										
STUDENT	7	5	2100	852,560.74	331,074.55	162,082.94	27,725.29	2,450.02	1,012.00	1,376,905.53
INSTRUCTIONAL STAFF	7	6	2200	230,269.00	157,550.03	3,803.87	43,791.45	74,777.98	808.36	511,000.69
GENERAL ADMINISTRATION	7	7	2300	260,766.48	79,652.68	67,342.73	9,960.88	3,294.29	15,950.86	436,967.91
SCHOOL ADMINISTRATION	7	8	2400	542,626.70	255,598.19	4,084.47	12,794.07	0.00	4,131.10	819,234.53
BUSINESS	7	9	2500	142,313.84	76,397.19	10,485.16	52,963.86	0.00	18,724.02	300,884.08
OPERATION/MAINTENANCE OF PLANT	7	10	2600	465,404.17	263,152.60	287,838.75	430,675.63	57,284.60	0.00	1,504,355.75
STUDENT TRANSPORTATION	7	11	2700	0.00	0.00	930,394.71	102,610.57	0.00	0.00	1,033,005.28
CENTRAL	7	12	2800	158,440.94	303,095.15	96,733.07	51,888.46	33,105.01	1,011.70	644,274.33
OTHER	7	13	2900							
Total Elementary Expenditures	7	14		8,343,602.24	3,771,528.89	2,301,557.75	901,949.57	230,785.85	58,377.19	15,607,801.49

NAME:	DIST	LOC		DOE 25 2013-2014						
PELHAM SCHOOL DISTRICT			Acct	(1)	(2)	(3)	(4)	(5)	(6)	(7)
TITLES	PAGE	LINE	No							
GENERAL FUND				100	200	300,400,500	600	700	800/900	
MIDDLE/JUNIOR HIGH EXPENDITURES				Salaries	Employee	Purchased	Supplies	Property	Other	Total
<i>Instruction</i>										
REGULAR PROGRAMS	8	1	1100							0.00
SPECIAL PROGRAMS	8	2	1200							0.00
VOCATIONAL PROGRAMS	8	3	1300							0.00
OTHER INSTRUCTIONAL PROGRAMS	8	4	1400							0.00
<i>Support Services</i>										
STUDENT	8	5	2100							0.00
INSTRUCTIONAL STAFF	8	6	2200							0.00
GENERAL ADMINISTRATION	8	7	2300							0.00
SCHOOL ADMINISTRATION	8	8	2400							0.00
BUSINESS	8	9	2500							0.00
OPERATION/MAINTENANCE OF PLANT	8	10	2600							0.00
STUDENT TRANSPORTATION	8	11	2700							0.00
CENTRAL	8	12	2800							0.00
OTHER	8	13	2900							0.00
Total Middle/Junior High Expenditures	8	14		0.00	0.00	0.00	0.00	0.00	0.00	0.00

NAME:	DIST	LOC		DOE 25 2013-2014						
PELHAM SCHOOL DISTRICT			Acct	(1)	(2)	(3)	(4)	(5)	(6)	(7)
TITLES	PAGE	LINE	No							
GENERAL FUND				100	200	300,400,500	600	700	800/900	
HIGH SCHOOL EXPENDITURES				Salaries	Employee	Purchased	Supplies	Property	Other	Total
<i>Instruction</i>										
REGULAR PROGRAMS	9	1	1100	2,238,485.13	925,477.99	4,587.79	116,183.15	29,974.72	0.00	3,314,708.78
SPECIAL PROGRAMS	9	2	1200	644,216.62	187,010.22	325,156.40	3,173.83	6,383.07	6,980.53	1,172,920.67
VOCATIONAL PROGRAMS	9	3	1300	0.00	0.00	64,967.17	0.00	0.00	0.00	64,967.17
OTHER INSTRUCTIONAL PROGRAMS	9	4	1400	270,195.60	78,337.08	70,691.51	49,775.73	(69.13)	4,391.52	473,322.31
<i>Support Services</i>										
STUDENT	9	5	2100	456,312.51	194,167.51	76,686.26	18,729.04	3,022.23	1,048.00	749,965.56
INSTRUCTIONAL STAFF	9	6	2200	128,780.71	78,994.98	1,716.05	34,956.78	133,571.75	398.15	378,418.41
GENERAL ADMINISTRATION	9	7	2300	120,667.83	36,664.99	31,669.12	4,687.47	1,550.25	7,506.28	202,745.95
SCHOOL ADMINISTRATION	9	8	2400	238,293.92	107,585.98	7,202.55	4,969.52	0.00	12,085.00	370,136.97
BUSINESS	9	9	2500	70,094.88	37,628.47	5,164.33	26,086.68	0.00	9,222.28	148,196.63
OPERATION/MAINTENANCE OF PLANT	9	10	2600	189,404.62	65,231.84	159,673.40	243,959.73	38,700.00	0.00	696,969.59
STUDENT TRANSPORTATION	9	11	2700	0.00	0.00	641,565.46	48,287.33	0.00	0.00	689,852.79
CENTRAL	9	12	2800	78,038.07	149,285.67	47,644.65	25,557.01	16,305.45	498.30	317,329.15
OTHER	9	13	2900							
Total High School Expenditures	9	14		4,434,489.89	1,860,384.74	1,436,724.69	576,366.27	229,438.34	42,130.06	8,579,533.98

NAME:	DIST	LOC		DOE 25 2013-2014						
PELHAM SCHOOL DISTRICT			Acct	(1)	(2)	(3)	(4)	(5)	(6)	(7)
TITLES	PAGE	LINE	No							
				100	200	300,400,500	600	700	800/900	
DISTRICT WIDE EXPENDITURES				Salaries	Employee	Purchased	Supplies	Property	Other	Total
PRIVATE PROGRAMS	10	1	1500							0.00
ADULT/CONTINUING ED PROGRAMS	10	2	1600							0.00
COMMUNITY/JR. COLLEGE ED. PROGRAMS	10	3	1700							0.00
COMMUNITY SERVICE PROGRAMS	10	4	1800							0.00
NON-STUDENT TRANSPORTATION	10	5	2750							0.00
FACILITIES ACQUISITION & CONSTRUCTION	10	6	4000			1,348,057.94				1,348,057.94
Total District Wide Expenditures	10	7		0.00	0.00	1,348,057.94	0.00	0.00	0.00	1,348,057.94
Total Expenditures General Fund	10	8		12,778,092.13	5,631,913.63	5,086,340.38	1,478,315.83	460,224.19	100,507.25	25,535,393.41
OTHER FINANCING USES										
<i>Debt Service</i>			5100
PRINCIPAL	10	9	5110	0.00
INTEREST	10	10	5120	0.00
<i>Fund Transfers</i>			5200
FOOD SERVICE SPECIAL REV. FUND	10	11	5221	0.00
ALL OTHER SPECIAL REV. FUNDS	10	12	5222	0.00
CAPITAL PROJECT FUNDS	10	13	5230	0.00
TRUST/AGENCY FUNDS	10	14	5250	0.00
<i>Intergovernmental Agency Allocations</i>			5300
TO CHARTER SCHOOLS	10	15	5310	0.00
TO OTHER AGENCIES	10	16	5390	0.00
Total Other Financing Uses	10	17		0.00	0.00	0.00	0.00	0.00	0.00	0.00
Total Expenditures & Other Financing Uses	10	18		12,778,092.13	5,631,913.63	5,086,340.38	1,478,315.83	460,224.19	100,507.25	25,535,393.41

NAME:	DIST	LOC		DOE 25 2013-2014						
PELHAM SCHOOL DISTRICT			Acct	(1)	(2)	(3)	(4)	(5)	(6)	(7)
TITLES	PAGE	LINE	No							
SPECIAL REVENUE FUND				100	200	300,400,500	600	700	800/900	
ELEMENTARY EXPENDITURES				Salaries	Employee	Purchased	Supplies	Property	Other	Total
<i>Instruction</i>										
REGULAR PROGRAMS	11	1	1100	131,948.41	12,009.25	8,497.51	4,274.21	3,383.69	0.00	160,113.08
SPECIAL PROGRAMS	11	2	1200	165,133.91	44,716.53	23,292.03	1,178.14	2,981.38	0.00	237,301.98
VOCATIONAL PROGRAMS	11	3	1300							0.00
OTHER INSTRUCTIONAL PROGRAMS	11	4	1400							0.00
<i>Support Services</i>										
STUDENT	11	5	2100	0.00	0.00	2,516.00	65.52	0.00	0.00	2,581.52
INSTRUCTIONAL STAFF	11	6	2200	6,094.52	1,307.91	18,309.00	0.00	0.00	123.95	25,835.38
GENERAL ADMINISTRATION	11	7	2300							0.00
SCHOOL ADMINISTRATION	11	8	2400							0.00
BUSINESS	11	9	2500							0.00
OPERATION/MAINTENANCE OF PLANT	11	10	2600							0.00
STUDENT TRANSPORTATION	11	11	2700							0.00
CENTRAL	11	12	2800	0.00	0.00	0.00	0.00	0.00	(402.00)	(402.00)
OTHER	11	13	2900							
Total Elementary Expenditures	11	14		303,176.84	58,033.69	52,614.54	5,517.87	6,365.06	(278.05)	425,429.96

NAME:	DIST	LOC		DOE 25 2013-2014						
PELHAM SCHOOL DISTRICT			Acct	(1)	(2)	(3)	(4)	(5)	(6)	(7)
TITLES	PAGE	LINE	No							
SPECIAL REVENUE FUND				100	200	300,400,500	600	700	800/900	
MIDDLE/JUNIOR HIGH EXPENDITURES				Salaries	Employee	Purchased	Supplies	Property	Other	Total
<i>Instruction</i>			
REGULAR PROGRAMS	12	1	1100							0.00
SPECIAL PROGRAMS	12	2	1200							0.00
VOCATIONAL PROGRAMS	12	3	1300							0.00
OTHER INSTRUCTIONAL PROGRAMS	12	4	1400							0.00
<i>Support Services</i>			
STUDENT	12	5	2100							0.00
INSTRUCTIONAL STAFF	12	6	2200							0.00
GENERAL ADMINISTRATION	12	7	2300							0.00
SCHOOL ADMINISTRATION	12	8	2400							0.00
BUSINESS	12	9	2500							0.00
OPERATION/MAINTENANCE OF PLANT	12	10	2600							0.00
STUDENT TRANSPORTATION	12	11	2700							0.00
CENTRAL	12	12	2800							0.00
OTHER	12	13	2900
Total Middle/Junior High Expenditures	12	14		0.00	0.00	0.00	0.00	0.00	0.00	0.00

NAME:	DIST	LOC		DOE 25 2013-2014						
PELHAM SCHOOL DISTRICT			Acct	(1)	(2)	(3)	(4)	(5)	(6)	(7)
TITLES	PAGE	LINE	No							
SPECIAL REVENUE FUND				100	200	300,400,500	600	700	800/900	
HIGH SCHOOL EXPENDITURES				Salaries	Employee	Purchased	Supplies	Property	Other	Total
<i>Instruction</i>										
REGULAR PROGRAMS	13	1	1100	5,788.72	1,307.38	3,998.83	74.28	429.73	1,000.00	12,598.93
SPECIAL PROGRAMS	13	2	1200	74,190.60	20,090.03	10,464.54	529.31	184.82	0.00	105,459.30
VOCATIONAL PROGRAMS	13	3	1300							0.00
OTHER INSTRUCTIONAL PROGRAMS	13	4	1400							0.00
<i>Support Services</i>										
STUDENT	13	5	2100	0.00	0.00	1,184.00	30.83	0.00	0.00	1,214.83
INSTRUCTIONAL STAFF	13	6	2200	3,001.78	644.20	7,146.22	0.00	0.00	61.05	10,853.25
GENERAL ADMINISTRATION	13	7	2300							0.00
SCHOOL ADMINISTRATION	13	8	2400							0.00
BUSINESS	13	9	2500							0.00
OPERATION/MAINTENANCE OF PLANT	13	10	2600							0.00
STUDENT TRANSPORTATION	13	11	2700							0.00
CENTRAL	13	12	2800	0.00	0.00	0.00	0.00	0.00	(1,219.55)	(1,219.55)
OTHER	13	13	2900							
Total High School Expenditures	13	14		82,981.09	22,041.61	22,793.59	634.42	614.56	(158.50)	128,906.76

NAME:	DIST	LOC		DOE 25 2013-2014						
PELHAM SCHOOL DISTRICT			Acct	(1)	(2)	(3)	(4)	(5)	(6)	(7)
TITLES	PAGE	LINE	No							
ALL OTHER SPEC REV FUNDS				100	200	300,400,500	600	700	800/900	
DISTRICT WIDE EXPENDITURES				Salaries	Employee	Purchased	Supplies	Property	Other	Total
PRIVATE PROGRAMS	14	1	1500							0.00
ADULT/CONTINUING ED PROGRAMS	14	2	1600							0.00
COMMUNITY/JR. COLLEGE ED. PROGRAMS	14	3	1700							0.00
COMMUNITY SERVICE PROGRAMS	14	4	1800							0.00
FACILITIES ACQUISITION & CONSTRUCTION	14	5	4000							0.00
Total District Wide Expenditures	14	6		0.00	0.00	0.00	0.00	0.00	0.00	0.00
Total Expenditures Special Revenue Funds	14	7		386,157.93	80,075.30	75,408.13	6,152.29	6,979.62	(436.55)	554,336.72
OTHER FINANCING USES										
<i>Debt Service</i>			5100
PRINCIPAL	14	8	5100	0.00
INTEREST	14	9	5120	0.00
<i>Fund Transfers</i>	14		5200
TO GENERAL FUND	14	10	5210	0.00
TO FOOD SERVICE SPEC REV. FUND	14	11	5221	0.00
TO CAPITAL PROJECTS FUNDS	14	12	5230	0.00
TO TRUST/AGENCY FUNDS	14	13	5250	0.00
<i>Intergovernmental Agency Allocations</i>			5300
TO CHARTER SCHOOLS	14	14	5310	0.00
TO OTHER AGENCIES	14	15	5390	0.00
Total Other Financing Uses	14	16		0.00	0.00
Total Expenditures & Other Financing Uses	14	17		386,157.93	80,075.30	75,408.13	6,152.29	6,979.62	(436.55)	554,336.72

NAME:	DIST	LOC		DOE 25 2013-2014						
PELHAM SCHOOL DISTRICT			Acct	(1)	(2)	(3)	(4)	(5)	(6)	(7)
TITLES	PAGE	LINE	No							
				100	200	300,400,500	600	700	800/900	
FOOD SERVICE				Salaries	Employee	Purchased	Supplies	Property	Other	Total
<i>Operation of Non-Instructional Services</i>			3000
<i>Food service Operations</i>			3100
ELEMENTARY	15	1		203,271.45	92,094.36	10,634.61	289,744.36	14,338.96	529.48	610,613.22
MIDDLE/JUNIOR HIGH	15	2								0.00
HIGH	15	3		76,943.74	10,189.92	4,978.65	128,305.52	2,713.29	249.17	223,380.29
TRANSFER TO OTHER FUNDS	15	4	5200	0.00
Total Expenditures & Other Financing Uses	15	5		280,215.19	102,284.28	15,613.26	418,049.88	17,052.25	778.65	833,993.51
SUMMARY OF OBJECT 600 SUPPLIES (COLUMN 4)										
				(1)	(2)	(3)	(4)			
				ELEMENTARY	MIDDLE/JR HIGH	HIGH	TOTAL
FOOD	15	6		231,876.95		109,118.56	340,995.51
OTHER SUPPLIES	15	7		52,396.97		24,657.40	77,054.37
TOTAL	15	8		284,273.92	0.00	133,775.96	418,049.88
CAPITAL PROJECTS										
FUNCTION				100	200	300,400,500	600	700	800/900	Total
				Salaries	Employee	Purchased	Supplies	Property	Other	
<i>Facilities Acquisition & Construction</i>			4000
SITE ACQUISITION	15	9	4100							0.00
SITE IMPROVEMENT	15	10	4200							0.00
ARCHITECTURAL/ENGINEERING	15	11	4300							0.00
EDU SPECIFICATION DEVELOPMENT	15	12	4400							0.00
BUILDING ACQUISITION/CONSTRUCTION	15	13	4500					741,753.38		741,753.38
BUILDING IMPROVEMENT	15	14	4600							0.00
OTHER	15	15	4900							0.00
TRANSFER TO OTHER FUNDS	15	16	5200	0.00
Total Expenditures & Other Financing Uses	15	17		0.00	0.00	0.00	0.00	741,753.38	0.00	741,753.38

NAME:	DIST	LOC	Acct	(1)	(2)	DOE 25 2013-2014		(3)	(4)	(5)	(6)	(7)
TITLES	PAGE	LINE	No									
TRUST FUNDS:												
COMBINING STATEMENT OF REVENUES												
Capital Reserve Funds				APPROPRIATIONS	INTERFUND TRANSFERS	INTEREST EARNED	OTHER INCOME					TOTAL
LAND ACQUISITION	16	1				1.51						1.51
BUILDING CONSTRUCTION	16	2										0.00
BUILDING RENOVATION	16	3										0.00
SCHOOL BUS	16	4										0.00
ATHLETIC FIELDS	16	5				3.65						3.65
OTHER	16	6										0.00
Subtotal (Lines 1 thru 6)	16	7	5251	0.00	0.00	5.16	0.00					5.16
Other Expendable Funds												
HEALTH MAINTENANCE FUND	16	8										0.00
FACILITIES MAINTENANCE/REPAIR	16	9				21.21						21.21
SPECIAL EDUCATION	16	10										0.00
TUITION	16	11										0.00
TECHNOLOGY	16	12										0.00
OTHER	16	13				2.60	3,940.20					3,942.80
Subtotal (Lines 8 thru 13)	16	14	5252	0.00	0.00	23.81	3,940.20					3,964.01
Non-Expendable Funds												
	16	15										0.00
	16	16										0.00
	16	17										0.00
	16	18										0.00
Subtotal (Lines 15 thru 19)	16	19	5253	0.00	0.00	0.00	0.00					0.00
Total Trust Fund Revenue	16	20		0.00	0.00	28.97	3,940.20					3,969.17

NAME:	DIST	LOC		DOE 25 2013-2014						
PELHAM SCHOOL DISTRICT			Acct	(1)	(2)	(3)	(4)	(5)	(6)	(7)
TITLES	PAGE	LINE	No	100	200	300,400,500	600	700	800/900	
TRUST FUNDS:					EMPLOYEE	PURCHASE				
COMBINING STATEMENT OF EXPENDITURES				SALARIES	BENEFITS	SERVICES	SUPPLIES	PROPERTY	Fund Transfers	TOTAL
Capital Reserve Funds			
LAND ACQUISITION	17	1								0.00
BUILDING CONSTRUCTION	17	2								0.00
BUILDING RENOVATION	17	3								0.00
SCHOOL BUS	17	4								0.00
ATHLETIC FIELDS	17	5								0.00
OTHER	17	6								0.00
Subtotal (Lines 1 thru 6)	17	7	5251	0.00	0.00	0.00	0.00	0.00	0.00	0.00
Other Expendable Funds			
HEALTH MAINTENANCE FUND	17	8								0.00
FACILITIES MAINTENANCE/REPAIR	17	9								0.00
SPECIAL EDUCATION	17	10								0.00
TUITION	17	11								0.00
TECHNOLOGY	17	12								0.00
OTHER	17	13							100.00	100.00
Subtotal (Lines 8 thru 13)	17	14	5252	0.00	0.00	0.00	0.00	0.00	100.00	100.00
Non-Expendable Funds			
	17	15								0.00
	17	16								0.00
	17	17								0.00
	17	18								0.00
Subtotal (Lines 15 thru 19)	17	19	5253	0.00	0.00	0.00	0.00	0.00	0.00	0.00
Total Trust Fund Expenditures	17	20		0.00	0.00	0.00	0.00	0.00	100.00	100.00

NAME:	DIST	LOC		DOE 25 2013-2014						
PELHAM SCHOOL DISTRICT			Acct	(1)	(2)	(3)	(4)	(5)	(6)	(7)
TITLES	PAGE	LINE	No							
TRUST FUNDS:										
COMBINING BALANCE SHEET				Capital Reserve	Other Expendable	Non-Expendable	Total			
CURRENT ASSETS										
CASH	18	1	100	50,858.82	241,215.84		292,074.66			
INVESTMENTS	18	2	110				0.00			
INTERFUND RECEIVABLES	18	3	130				0.00			
INTERGOVERNMENTAL RECEIVABLES	18	4	140				0.00			
OTHER RECEIVABLES	18	5	150				0.00			
PREPAID EXPENSE	18	6	180				0.00			
OTHER ASSETS	18	7	190				0.00			
Total Current Assets	18	8		50,858.82	241,215.84	0.00	292,074.66			
CURRENT LIABILITIES										
INTERFUND PAYABLES	18	9	400				0.00			
INTERGOVERNMENTAL PAYABLES	18	10	410				0.00			
OTHER PAYABLES	18	11	420				0.00			
OTHER LIABILITIES	18	12	490				0.00			
Total Current Liabilities	18	13		0.00	0.00	0.00	0.00			
FUND EQUITY										
RESERVED FOR ENCUMBRANCES	18	14	753				0.00			
RESERVE FOR ENCUMBRANCES (NON-LAPSING)	18	15	753				0.00			
RESERVED FOR CONTINUING APPROPRIATIONS	18	16	754				0.00			
RESERVED FOR ENDOWMENTS (principal)	18	17	756				0.00			
RESERVED FOR ENDOWMENTS (Interest)	18	18	756				0.00			
RESERVED FOR SPECIAL PURPOSES	18	19	760	50,858.82	241,215.84		292,074.66			
Total Fund Equity	18	20		50,858.82	241,215.84	0.00	292,074.66			
Tot Liabilities & Fund Equity	18	21		50,858.82	241,215.84	0.00	292,074.66			

NAME:	DIST	LOC		DOE 25 2013-2014						
PELHAM SCHOOL DISTRICT			Acct	(1)	(2)	(3)	(4)	(5)	(6)	(7)
TITLES	PAGE	LINE	No							
STATEMENT OF ANALYSIS OF CHANGE IN FUND EQUITY				Fund 10	Fund 21	Fund 22	Fund 30	Fund 70		
				General	Food Service	All Other	Capital Projects	Trust		
TOTAL FUND EQUITY, JULY 1, 2013	19	1		1,144,247.94	216,844.19	0.00	0.00	288,205.49		
Additions										
REVENUE *	19	2		25,928,901.25	850,438.10	554,336.72	1,100,000.00	3,969.17		
OTHER ADDITIONS **	19	3								
Total Additions	19	4		25,928,901.25	850,438.10	554,336.72	1,100,000.00	3,969.17		
Deletions										
EXPENDITURES ***	19	5		25,535,393.41	833,993.51	554,336.72	741,753.38	100.00		
OTHER DELETIONS **	19	6								
Total Deletions	19	7		25,535,393.41	833,993.51	554,336.72	741,753.38	100.00		
Total Fund Equity June 30, 2014****	19	8		1,537,755.78	233,288.78	0.00	358,246.62	292,074.66		
* Must agree with totals on Page 6, line 19										
** Other Additions - (Explain below)							*** Must agree with total for:			
							General Fund on.....Page 10,Line 18, Col. 7			
							Food Service Special Revenue Fund on.....Page 15, Line 5, Col. 7			
							All Other Special Revenue Funds onPage 14, Line 17, Col. 7			
							Capital Projects Funds on.....Page 15, Line 17, Col. 7			
							Trust Funds on.....Page 17, Line 20, Col.7			
							**** Must agree with.....Page 1, Line 31			

NAME:	DIST	LOC		DOE 25 2013-2014						
PELHAM SCHOOL DISTRICT			Acct	(1)	(2)	(3)	(4)	(5)	(6)	(7)
TITLES	PAGE	LINE	No							
AMORTIZATION SCHEDULE OF LONG TERM DEBT										
For the Fiscal Year Ending on June 30, 2014										
REPORT IN WHOLE DOLLARS										
				DEBT 1	DEBT 2	DEBT 3	DEBT 4	DEBT 5	TOTAL	
Length of Debt (yrs)	20	1		5					
Date of Issue (mm/yy)	20	2		4/2014					
Date of Final Payment(mm/yy)	20	3		7/2019					
Original Debt Amount	20	4		1,100,000.00					
Interest Rate	20	5		2.67					
Principal at Beginning of Year	20	6		0.00					0.00
New Issues This Year	20	7		1,100,000.00					1,100,000.00
Retired Issues This Year	20	8		40,000.00					40,000.00
Remaining Principal Balance Due	20	9		1,060,000.00					1,060,000.00
Remaining Interest Balance Due	20	10		69,609.80					69,609.80
Remaining Debt(P&I) (Lines 9 plus 10)	20	11		1,129,609.80	0.00	0.00	0.00	0.00	1,129,609.80
Amount of Principal to be Paid Next Fiscal Year	20	12		207,880.47					207,880.47
Amount of Interest to be Paid Next Fiscal Year	20	13		9,119.53					9,119.53
Total Debt Next Fiscal Year Lines 12 plus 13)	20	14		217,000.00	0.00	0.00	0.00	0.00	217,000.00
				BAL BEG OF YEAR	ADDITIONS	DEDUCTIONS	BAL END OF YEAR			
COMPENSATED ABSENCES PAYABLE	20	15		372,885.75			406,065.92			
FIXED ASSET GROUP OF ACCOUNTS (OPTIONAL)										
For Fiscal Year Ending June 30, 2014										
				BEGINNING OF YEAR		END OF YEAR				
				Debit	Credit	Debit	Credit			
SITES	20	16	210				
SITE IMPROVEMENTS	20	17	220				
BUILDINGS AND IMPROVEMENTS	20	18	230				
MACHINERY AND EQUIPMENT	20	19	240				
CONSTRUCTION IN PROGRESS	20	20	250				
INVESTMENT IN GENERAL FIXED ASSETS	20	21	710				
Total	20	22		0.00	0.00	0.00	0.00			

NAME:	DIST	LOC		DOE 25 2013-2014						
PELHAM SCHOOL DISTRICT			Acct	(1)	(2)	(3)	(4)	(5)	(6)	(7)
TITLES	PAGE	LINE	No							
DETAILED EXP DATA FOR SPECIAL EDUCATION				100	200	300,400,500	600	700	800/900	
(Data for Handicapped/Disabled Only) (All Funds)				Salaries	Employee	Purchased Services	Supplies	Property	Other	Total
INSTRUCTION										
Elementary	21	1		1,842,134.75	530,617.41	728,263.73	8,022.56	25,570.67	15,537.30	3,150,146.43
Middle/Junior High	21	2								0.00
High	21	3		695,902.70	203,713.24	327,190.95	3,328.97	6,567.90	6,980.53	1,243,684.28
Subtotal (Lines 1 thru 3)	21	4		2,538,037.45	734,330.65	1,055,454.68	11,351.53	32,138.57	22,517.83	4,393,830.71
RELATED SERVICES										
Elementary	21	5		463,723.54	108,961.70	163,834.60	9,003.78	1,938.32	103.50	747,565.44
Middle/Junior High	21	6								0.00
High	21	7		132,474.12	24,368.51	73,606.85	1,186.43	2,877.52	46.50	234,559.93
Subtotal (Lines 5 thru 7)	21	8		596,197.66	133,330.21	237,441.45	10,190.21	4,815.84	150.00	982,125.37
ADMINISTRATION										
Elementary	21	9		95,989.55	38,409.64	1,012.56	0.00	0.00	0.00	135,411.75
Middle/Junior High	21	10								0.00
High	21	11		43,125.74	17,256.51	454.92	0.00	0.00	0.00	60,837.17
Subtotal (Lines 9 thru 11)	21	12		139,115.29	55,666.15	1,467.48	0.00	0.00	0.00	196,248.92
LEGAL										
Elementary	21	13				18,440.28				18,440.28
Middle/Junior High	21	14								0.00
High	21	15				8,284.76				8,284.76
Subtotal (Lines 13 thru 15)	21	16		0.00	0.00	26,725.04	0.00	0.00	0.00	26,725.04
TRANSPORTATION										
Elementary	21	17		0.00	0.00	344,962.40	0.00	0.00	0.00	344,962.40
Middle/Junior High	21	18								0.00
High	21	19		0.00	0.00	154,983.11	0.00	0.00	0.00	154,983.11
Subtotal (Lines 17 thru 19)	21	20		0.00	0.00	499,945.50	0.00	0.00	0.00	499,945.50
TOTAL (Lines 4,8,12,16,20)	21	21		3,273,350.40	923,327.01	1,821,034.15	21,541.74	36,954.41	22,667.83	6,098,875.54
Total by Instructional Level				(1) Instruction Lines 1,2,3	(2) Related Svcs. Lines 5,6,7	(3) Administration Lines 9,10,11	(4) Legal Lines 13, 14,15	(5) Transportation Lines 17, 18,19	(6) Total	
Elementary	21	22		3,150,146.43	747,565.44	135,411.75	18,440.28	344,962.40	4,396,526.30	
Middle/Junior High	21	23		0.00	0.00	0.00	0.00	0.00	0.00	
High	21	24		1,243,684.28	234,559.93	60,837.17	8,284.76	154,983.11	1,702,349.24	
TOTAL	21	25		4,393,830.71	982,125.37	196,248.92	26,725.04	499,945.50	6,098,875.54	

NAME:	DIST	LOC		DOE 25 2013-2014						
PELHAM SCHOOL DISTRICT			Acct	(1)	(2)	(3)	(4)	(5)	(6)	(7)
TITLES	PAGE	LINE	No							
DETAILED EXP DATA FOR SPECIAL EDUCATION (Data for Culturally Deprived, Bilingual and Gifted/Talented) (All Funds)										
				100	200	300,400,500	600	700	800/900	
ACTIVITY				Salaries	Employee	Purchased Services	Supplies	Property	Other	Total
CULTURALLY DEPRIVED										
Elementary	22	1								0.00
Middle/Junior High	22	2								0.00
High	22	3								0.00
Subtotal (Lines 1 thru 3)	22	4		0.00	0.00	0.00	0.00	0.00	0.00	0.00
BILINGUAL										
Elementary	22	5		49,364.74	7,429.58	318.55	820.76			57,933.63
Middle/Junior High	22	6								0.00
High	22	7		23,230.47	3,496.27	149.91	386.24			27,262.89
Subtotal (Lines 5 thru 7)	22	8		72,595.21	10,925.85	468.46	1,207.00	0.00	0.00	85,196.52
GIFTED AND TALENTED										
Elementary	22	9								0.00
Middle/Junior High	22	10								0.00
High	22	11								0.00
Subtotal (Lines 9 thru 11)	22	12		0.00	0.00	0.00	0.00	0.00	0.00	0.00
TOTAL (Lines 4, 8, 12)	22	13		72,595.21	10,925.85	468.46	1,207.00	0.00	0.00	85,196.52
DETAILED EXPENDITURE DATA REGARDING TUITION (All Funds) - DO NOT INCLUDE CHARTER SCHOOLS										
Description			Object	(1) Elementary	(2) Middle/Jr. High	(3) High	(4) Total			
Regular Program Tuition to LEAs within NH	22	14	561				0.00			
Regular Program Tuition to LEAs outside NH	22	15	562				0.00			
Regular Program Tuition to Public Academies/JMA	22	16	563				0.00			
Regular Program Tuition to Private and Other Sch	22	17	564				0.00			
Special Program Tuition to LEAs within NH	22	18	561				0.00			
Special Program Tuition to LEAs outside NH	22	19	562				0.00			
Special Program Tuition to Public Academies/JMA	22	20	563				0.00			
Special Program Tuition to Private and Other Sch	22	21	564	335,331.26		393,649.74	728,981.00			
Special Program Residential Costs	22	22	569	50,484.06		59,263.90	109,747.96			
Vocational Program Tuition to LEAs within NH	22	23	561			64,967.17	64,967.17			
Vocational Program Tuition to LEAs outside NH	22	24	562				0.00			
Vocational Program Tuition to Public Academies/J	22	25	563				0.00			
Vocational Program Tuition to Private & Other Sch	22	26	564				0.00			
*Coe-Brown, Pinkerton and Prospect Mtn only										

NAME:	DIST	LOC	Acct	(1)	(2)	DOE 25 2013-2014				
PELHAM SCHOOL DISTRICT						(3)	(4)	(5)	(6)	(7)
TITLES	PAGE	LINE	No							
DETAILED EXPENDITURE DATA ON TRANSPORTATION EXPENDITURES (General Fund only)										
Description				Function	Object	Elementary	Middle/Jr. High	High	Total	
Regular To and From Transportation	23	1		2721	ALL	671,798.89		316,249.02	988,047.91
All Special Education Transportation	23	2		2722	ALL	344,962.40		154,983.10	499,945.50
Vocational Education Transportation	23	3		2723	ALL			150,350.72	150,350.72
Athletic Trips	23	4		2724	ALL	16,243.99		66,420.12	82,664.11
Co curricular Trips/Field Trips	23	5		2725	ALL			1,849.83	1,849.83
Intra-District Transportation	23	6		2726	ALL				0.00
Other Transportation	23	7		2729	ALL				0.00
TOTAL	23	8		2700	ALL	1,033,005.28	0.00	689,852.79	1,722,858.07
DETAILED EXPENDITURE DATA ON CAPITAL ITEMS IN THE GENERAL AND OTHER SPECIAL REV FUNDS										
Description				Function	Object	Elementary	Middle/Jr. High	High	Total	
Land and Improvements	23	9		All except 4000	710				0.00
Buildings	23	10		All except 4000	720				0.00
Equipment (Mach/Furn/Veh/Computers)	23	11		All except 4000	730	239,855.29		227,348.52	467,203.81
TOTAL	23	12		All except 4000	700	239,855.29	0.00	227,348.52	467,203.81
DETAILED EXPENDITURE DATA ON SUMMER SCHOOL PROGRAMS EXPENDITURES (All Funds Combined)										
Description				100	200	300,400,500	600	700	800/900	Total
				Salaries	Employee	Purchased	Supplies	Property	Other	
Elementary	23	13		77,998.08	12,307.08	69.11				90,374.27
Middle/Junior High	23	14								0.00
High School	23	15		35,042.61	5,529.27	31.05				40,602.93
TOTAL	23	16		113,040.69	17,836.35	100.16	0.00	0.00	0.00	130,977.20

NAME:	DIST	LOC			DOE 25 2013-2014					
PELHAM SCHOOL DISTRICT			Acct	(1)	(2)	(3)	(4)	(5)	(6)	(7)
TITLES	PAGE	LINE	No							
				Page/Line/Column			Page/Line/Column			
CHECK				1/11/1	1,996,863.75	1,996,863.75	1/37/1	0.00		
TOTALS				1/11/2	250,420.01	250,420.01	1/37/2	0.00		
				1/11/3	111,722.11	111,722.11	1/37/3	0.00		
				1/11/4	794,493.00	794,493.00	1/37/4	0.00		
				1/11/5	292,074.66	292,074.66	1/37/5	0.00		
				1/36/1	1,537,755.78	1,537,755.78	19/8/1	0.00		
				1/36/2	233,288.78	233,288.78	19/8/2	0.00		
				1/36/3	0.00	0.00	19/8/3	0.00		
				1/36/4	358,246.62	358,246.62	19/8/4	0.00		
				1/36/5	292,074.66	292,074.66	19/8/5	0.00		
				6/19/1	25,928,901.25	25,928,901.25	19/2/1	0.00		
				6/19/2	850,438.10	850,438.10	19/2/2	0.00		
				6/19/3	554,336.72	554,336.72	19/2/3	0.00		
				6/19/4	1,100,000.00	1,100,000.00	19/2/4	0.00		
				6/19/5	3,969.17	3,969.17	19/2/5	0.00		
				10/18/7	25,535,393.41	25,535,393.41	19/5/1	0.00		
				14/17/7	554,336.72	554,336.72	19/5/3	0.00		
				15/5/4	418,049.88	418,049.88	15/8/4	0.00		
				15/5/7	833,993.51	833,993.51	19/5/2	0.00		
				15/17/7	741,753.38	741,753.38	19/5/4	0.00		
				16/20/7	3,969.17	3,969.17	19/2/5	0.00		
				17/20/7	100.00	100.00	19/5/5	0.00		
				18/8/1	50,858.82	50,858.82	18/21/1	0.00		
				18/8/2	241,215.84	241,215.84	18/21/2	0.00		
				18/8/3	0.00	0.00	18/21/3	0.00		
				18/8/4	292,074.66	292,074.66	18/21/4	0.00		
				2/1/5	0.00	0.00	16/20/1	0.00		
				3/11/5	28.97	28.97	16/20/3	0.00		
				6/10/5	0.00	0.00	16/20/2	0.00		
				6/19/5	3,969.17	3,969.17	16/20/7	0.00		
				23/8/6	1,722,858.07	1,722,858.07	7/11/7+8/11/7+9/11/	0.00		
				23/12/6	467,203.81	467,203.81	(10/8/5+14/7/5)-	0.00		
				7/11/7	1,033,005.28	1,033,005.28	23/8/3	(0.00)		
				8/11/7	0.00	0.00	23/8/4	0.00		
				9/11/7	689,852.79	689,852.79	23/8/5	0.00		
				6/6/2	0.00	0.00	(10/11/6+14/11/6)	0.00		
				6/6/3	0.00	0.00	10/12/6	0.00		
				6/6/4	0.00	0.00	10/13/6+14/12/6	0.00		
				6/6/5	0.00	0.00	10/14/6+14/13/6	0.00		
				BALANCE CHECK		0.00				

NAME:	DIST	LOC			DOE 25 2013-2014					
PELHAM SCHOOL DISTRICT			Acct	(1)	(2)	(3)	(4)	(5)	(6)	(7)
TITLES	PAGE	LINE	No							
PER PUPIL COST				ELEM	MID/JH	HIGH	TOTAL			
CURRENT EXPENDITURES				16,643,844.66	0.00	8,931,821.04	25,575,665.70			
LESS: FOOD SERVICE REVENUE				465,099.68	0.00	170,147.16	635,246.84			
LESS: TRANSPORTATION EXPENDITURES				1,033,005.28	0.00	689,852.79	1,722,858.07			
LESS: SUPPLMT EXPENDITURES				716,044.88	0.00	785,832.26	1,501,877.14			
PUPIL COST				14,429,694.82	0.00	7,285,988.83	21,715,683.65			
AVE DAILY MEMBERSHIP				1336.58		633.61	1,970.19			
COST PER PUPIL				10,795.98	#DIV/0!	11,499.17	11,022.13			
Adjustment to Cost							0.00			
Adjustment to ADM							0.00			
Adjusted Cost per Pupil	99	1		10,795.98	#DIV/0!	11,499.17	11,022.13			

Salaries-Benefits
FY2013-2014

District Name:	PELHAM SCHOOL DISTRICT	See Instructions on Row 48
General and Special Revenue Fund Personnel Expenditures for Instruction		
DOE 25 2013-2014		
Totals - Reported on Pages 7-9 and 11-13		
Account Code - 1100	Regular Programs	
	Salaries	Benefits
Totals	6,277,597.49	2,738,460.69
1. Teachers	5,907,194.00	2,699,939.62
2. Aides/Paras	158,410.00	22,197.57
3. Other	211,993.49	16,323.50
Check Total Error	6,277,597.49	2,738,460.69
Totals - Reported on Pages 7-9 and 11-13		
Account Code - 1200	Special Programs	
	Salaries	Benefits
Totals	2,610,632.66	745,256.50
1. Teachers	1,363,986.10	636,813.62
2. Aides/Paras	1,235,518.69	107,570.79
3. Other	11,127.87	872.09
Check Total OK	2,610,632.66	745,256.50
Totals - Reported on Pages 7-9 and 11-13		
Account Code - 1300	Vocational Programs	
	Salaries	Benefits
Totals	0.00	0.00
1. Teachers		
2. Aides/Paras		
3. Other		
Check Total OK	0.00	0.00
Totals - Reported on Pages 7-9 and 11-13		
Account Code - 1400	Other Instructional Programs	
	Salaries	Benefits
Totals	332,949.20	90,239.80
1. Teachers	251,462.00	83,330.00
2. Aides/Paras		
3. Other	81,487.20	6,909.80
Check Total OK	332,949.20	90,239.80
Note: Please provide the instructional salaries and benefits by job classification. Personal costs constitute about 85% of current expenditures, and this information will allow the NH DOE to report a more comprehensive analysis of expenditures for districts, elected officials and the public. This breakdown of expenditures will also be reported to the US Department of Education.		
Instructions		
1. The top line in each section is the sum of amounts reported at all grade levels for both the general and special revenue funds on the DOE-25 worksheet.		
2. Allocate the full amount to the three employee categories. If the allocations do not sum to the total, "Check Total OK", will change to "Check Total Error" in cells A13, A22, A31 and A40.		

Schedule of Expenditures for Computation of Indirect Cost

Dist Name: **PELHAM SCHOOL DISTRICT**

Function	General	Total	Direct/		Excluded Cost per OMB Circular A-87		
			Disallowed Cost	Indirect Cost	Capital Outlay/Property	Other	Debt Services
Code	Fund	Expenditures	Objects 100-600	Objects 100-600	Object 700	Object 800-900	Function 5100
1000	Instruction	14,007,092.32	13,882,818.50		96,162.61	28,111.21	
2100	Support Services - Student	2,126,871.09	2,119,338.84		5,472.25	2,060.00	
2200	Support Services - Instructional Staff	889,419.10	679,862.87		208,349.73	1,206.50	
2300	General Administration	237,498.92		209,197.24	4,844.54	23,457.14	
2310	School Board Cost ¹	113,587.17	113,587.17				
2317	School Board Audit ²	25,081.05		25,081.05			
2321	Cost of Superintendent & Sec & Assistant Super ³	288,627.77	288,627.77				
2400	School Administration	1,189,371.50	1,173,155.40		0.00	16,216.10	
2500	Business	449,080.71		421,134.41	0.00	27,946.30	
2600	Operation and Maintenance of Plant	2,201,325.34	2,105,340.74		95,984.60	0.00	
2700	Student Transportation	1,722,858.07	1,722,858.07		0.00	0.00	
2800	Central	961,603.48		910,683.02	49,410.46	1,510.00	
1600	Adult/Continuing Ed Programs	0.00	0.00		0.00	0.00	
1700	Community/Jr. College Programs	0.00	0.00		0.00	0.00	
1800	Community Service Programs	0.00	0.00		0.00	0.00	
Capital Outlay							
4000	Facilities Acquisition And Construction	1,348,057.94			1,348,057.94		
Debt Service							
5110-5120	Principal & Interest	0.00					0.00
Special Revenue Funds							
3100	1. Food Service Operations minus Cost of Food	492,998.00	475,167.10		17,052.25	778.65	
1000-2800	2. Special Revenue Expenditures	554,336.72	547,793.65		6,979.62	(436.55)	
Total Grand Expenditures			23,108,550.11	1,566,095.72	1,832,314.00	100,849.35	0.00
Total Indirect Cost				1,566,095.72			
Total Direct Cost			23,108,550.11				

Indirect Cost Rate to be determine at later date for FY2015-2016

Includes Audit - Y/N

Y

Notes

1) 2310 School Board Costs - Enter the total expenditures for the District School Board Operations. This is an "unallowed" cost that is subtracted from the indirect pool of expenditures, and is added to the direct pool of expenditures.

2) 2317 Cost of Audit - Enter the cost of the audit. This is an "allowed" cost that is added back in to the indirect pool of expenditures.

3) 2321 Cost of Superintendent & Secretary and Assistant Superintendent - Enter the cost which reflects the salary, benefits, fixed charges, supplies and other cost of the Superintendent, Superintendent's Secretary and Assistant Superintendent (where applicable) whose responsibilities is directing and managing all affairs of the LEA. The activities of the Assistant Superintendent's office should be charge here, unless the activities can be placed properly into a service area such as; 2500 Business - Assistant Superintendent of Finance. This is an "unallowed" cost that is subtracted from the indirect pool of expenditures, and is added to the direct pool of expenditures.

District Profile

School District Profile			
Dist Name:	PELHAM SCHOOL DISTRICT		
	2013-2014 Current Expenditure Per Pupil(in dollars)		
	Elementary	10,796	
	Middle/Junior	0	
	High	11,499	
	District Total	11,022	
Function	2013-14-Current Expenditure Per Pupil	\$	%
1100	Regular Education	9,392,545	37.7
1200	Special Programs	4,505,752	18.1
1300	Vocational Programs	64,967	0.3
1400	Other Instructional Programs	559,302	2.2
2100	Student Support Services	2,130,667	8.5
2200	Instructional Staff Support	926,108	3.7
2300&2800	General Administration & Business	1,599,696	6.4
2400	School Administration	1,189,372	4.8
2500	Business Services	449,081	1.8
2600	Plant Operations	2,201,325	8.8
2700	Transportation	1,722,858	6.9
2900	Other Support Services	0	0.0
1500	Non-public Programs	0	0.0
1600-1800,2750	Community Programs	0	0.0
5120	Bond Interest	0	0.0
5310+5390	Charter Schools/Other Agencies	0	0.0
3100	Food Service	198,747	0.8
	Total Recurring Expenditures	24,940,420	100.0
4000	Facility Construction	2,089,811	
	Total Expenditures	27,030,231	
5100	Bonds & Notes Principal Repayment	0	
Function	2013-14-Total Revenues	\$	%
1100	Local Property Tax	17,796,307	64.0
	Tuition, Food & Other Local Services	465,587	1.7
3111&3112&3119	State Foundation/Adequacy Aid	7,236,304	26.0
3120-3900	Other State Aid	253,554	0.9
4000	Federal Aid	950,646	3.4
5300-5600	Other	1,100,000	4.0
	Total Revenues	27,802,398	100.0
5110&5140	Sales of Bonds & Notes	0	